Fast-Tracking the Future of Cell Therapy:

Advancing Biologic-Scale Allogeneic CAR T Toward the Finish Line



November 2026

Allogene THERAPEUTICS

Legal Disclaimers

This presentation contains forward-looking statements within the meaning of the safe harbor provisions of the Private Securities Litigation Reform Act of 1995. All statements other than statements of historical fact are forward-looking statements. Words such as "anticipate," "believe," "can," "could," "designed to," "estimate," "expect," "future," "intend," "may," "opportunity," "plan," "potential," "predict," "project," "seek," "should," "support," "target," "will," "would," and similar expressions are intended to identify forward-looking statements, although not all forward-looking statements contain these identifying words.

Forward-looking statements in this presentation include, but are not limited to, statements regarding: the development, safety, efficacy, tolerability, durability and potential benefits of cema-cel, ALLO-329, ALLO-316, Dagger® technology and Allogene's other product candidates and platform technologies; the potential for cema-cel and the ALPHA3 trial to support MRD-guided intervention, improve outcomes, reduce relapse or recurrence risk, support a potential BLA submission or regulatory approval, become part of first-line treatment, change treatment paradigms, reduce the need for later-line therapy, broaden patient access or support outpatient or community-site administration; the interpretation and implications of interim ALPHA3 data, including MRD clearance, ctDNA reduction and safety findings; the relationship between MRD clearance and clinical outcomes; the design, timing, enrollment, pace of enrollment, expansion and results of ALPHA3 and other clinical trials; the timing of future clinical data, program updates, regulatory submissions and potential approvals; the potential benefits of Allogene's allogeneic CAR T platform, including manufacturing, scalability, cost of goods, repeat dosing, outpatient administration and commercial opportunity; expectations regarding market opportunity, pricing, reimbursement, payer coverage, treatment-center access and adoption; the potential for Dagger® technology to mitigate allo-rejection or reduce or eliminate the need for lymphodepletion; the potential for ALLO-329 to provide clinical benefit in patients with autoimmune diseases, including systemic sclerosis, systemic lupus erythematosus and idiopathic inflammatory myopathies; the significance and interpretation of preliminary ALLO-329 clinical data, including safety, tolerability, clinical activity, modified Rodnan Skin Score improvements, treatment-free intervals, B-cell depletion and activity observed across different lymphodepletion approaches and dose levels; the potential relationship among B-cell depletion, lymphodepletion and clinical activity, including whether peripheral B-cell aplasia or lymphodepletion is necessary to achieve an immune reset or clinical benefit; the continued enrollment and dose escalation of the RESOLUTION trial, the selection of an optimal or recommended Phase 2 regimen, the timing and content of future data readouts and the potential advancement of ALLO-329 into registrational development or additional indications; the potential value and advantages of allogeneic CAR T therapies in autoimmune disease; the potential for ALLO-316 to address renal cell carcinoma or other solid tumors, demonstrate durable clinical benefit and support a pivotal or registrational development path; the capacity, efficiency, cost of goods and other potential benefits of Allogene's manufacturing operations; and Allogene's financial position, operating plans and cash runway.

These forward-looking statements are based on Allogene's current beliefs, expectations and assumptions and are subject to risks and uncertainties that could cause actual results to differ materially from those expressed or implied by such statements. These risks and uncertainties include, among others: risks and uncertainties inherent in clinical development, including that preliminary, interim, early-stage, preclinical, subgroup or other clinical data, including data from a small number of patients, may not be predictive of later or final results; that MRD clearance, ctDNA reduction, modified Rodnan Skin Score improvements, B-cell depletion or other biomarker or clinical findings may not translate into durable clinical benefit, regulatory approval or commercial adoption; that product candidates may not demonstrate safety, efficacy, durability, manufacturability or commercial viability; that additional or more mature data may differ from current results or clinical outcomes; the occurrence of adverse safety events; regulatory risks and uncertainties; risks related to patient enrollment, clinical trial execution, manufacturing, CMC, regulatory interactions and approvals; risks that the potential benefits of RMAT, Fast Track or other regulatory designations may not be realized; risks that dose escalation, regimen selection, clinical data readouts, enrollment or other anticipated activities may be delayed or unsuccessful; risks related to commercialization, reimbursement, market acceptance, competition and intellectual property; contractual and financial risks, including the need for additional capital; the risk that manufacturing capacity, cost-of-goods estimates, market opportunity estimates and pricing assumptions may not prove accurate; and the risks described under the heading "Risk Factors" in Allogene's filings with the Securities and Exchange Commission, including its Annual Report on Form 10-K for the year ended December 31, 2025 and subsequent Quarterly Reports on Form 10-Q and Current Reports on Form 8-K.

Allogene's product candidates are investigational and have not been approved by the U.S. Food and Drug Administration or any other regulatory authority for any indication. Safety and efficacy have not been established. Any statements regarding durability, duration of response, persistence or long-term outcomes are based on currently available data, which may include limited patient numbers and/or limited follow-up, and such data may change as additional data become available. We are evaluating approaches intended to reduce or potentially eliminate chemotherapy-based lymphodepletion; however, such approaches have not been established, and there can be no assurance that reduced- or no-lymphodepletion regimens will be safe, effective or feasible, or that lymphodepletion will not ultimately be required. References to third-party studies, products, market data and publications are provided for informational purposes only. Cross-trial comparisons are limited by differences in trial design, patient populations and other factors, and no head-to-head studies have been conducted unless otherwise specified. Market opportunity estimates contained in this presentation are illustrative only, based on assumptions that may not prove accurate, and should not be interpreted as forecasts of future revenue or commercial performance. This presentation speaks only as of the date indicated. Except as required by law, Allogene undertakes no obligation to update or revise any forward-looking statements.

This presentation does not constitute an offer to sell or the solicitation of an offer to buy any securities, nor shall there be any sale of securities in any jurisdiction in which such offer, solicitation or sale would be unlawful prior to registration or qualification under applicable securities laws.

Dagger® is a trademark of Allogene Therapeutics, Inc. Third-party trademarks are the property of their respective owners.

Decision Resources Group, now part of Clarivate Plc, makes no representation or warranty as to the accuracy or completeness of the data ("Clarivate Materials") set forth herein and shall have, and accept, no liability of any kind, whether in contract, tort (including negligence) or otherwise, to any third party arising from or related to use of the Clarivate Materials by Allogene Therapeutics. Any use which Allogene Therapeutics or a third party makes of the Clarivate Materials, or any reliance on it, or decisions to be made based on it, are the sole responsibilities of Allogene and such third party. In no way shall any data appearing in the Clarivate Materials amount to any form of prediction of future events or circumstances, and no such reliance may be inferred or implied.

Allogene THERAPEUTICS

Redefining CAR T: The Five Key Dimensions that May Unlock its Full Potential

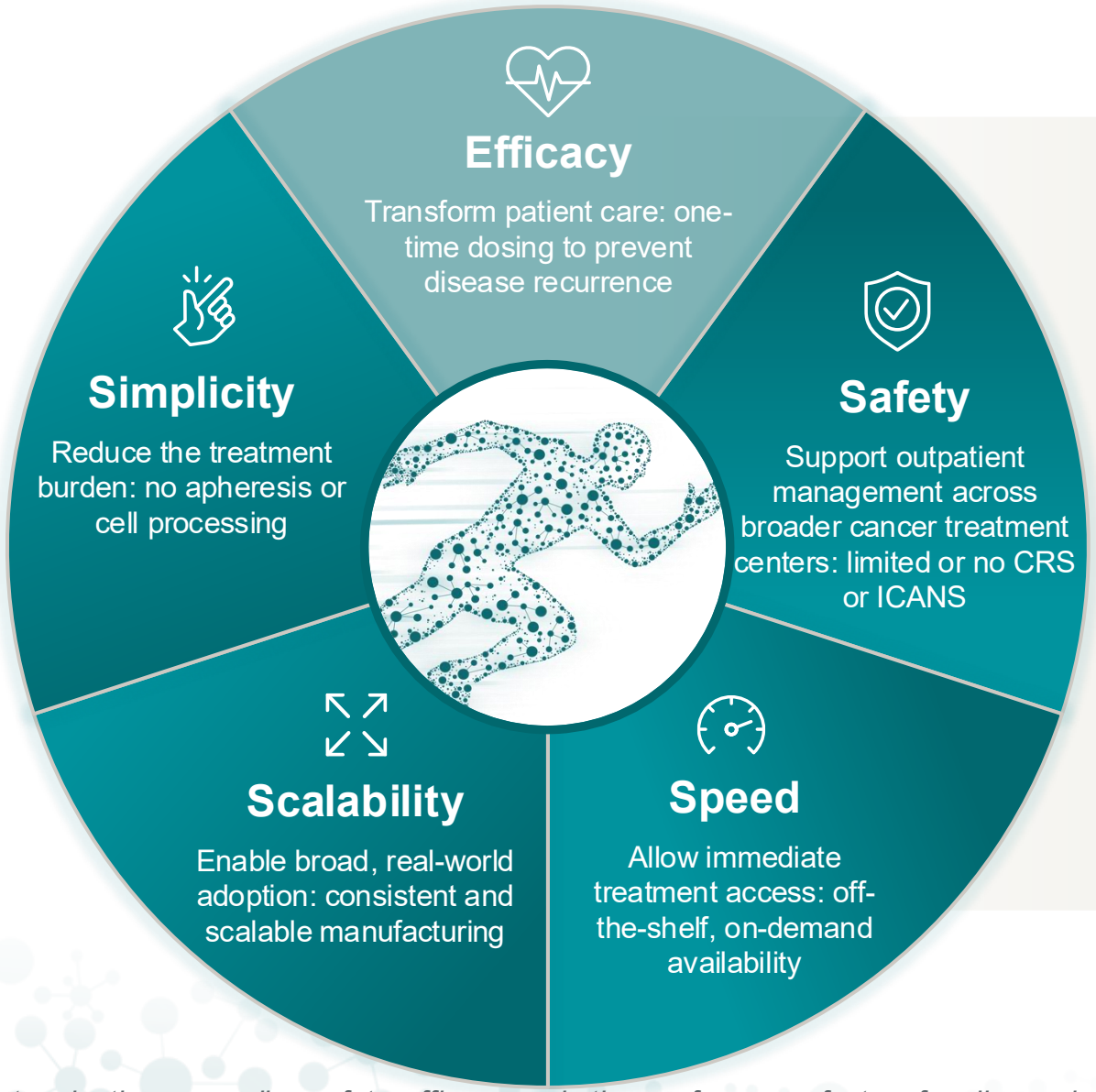

Allogeneic CAR T has the Potential to Deliver Across All Five Key Dimensions

Final determinations regarding safety, efficacy, and other performance factors for allogeneic CAR T products depend on completion of clinical trials and potential FDA and other regulatory reviews

CRS, Cytokine Release Syndrome; ICANS, Immune Effector Cell-Associated Neurotoxicity Syndrome

Allogene THERAPEUTICS

Three Purpose-Built Programs Designed to Redefine Patient Care…

Cema-cel (CD19)	**Changing the Standard of Care** ALPHA3 pivotal RCT in 1L consolidation LBCL w/potential to improve cure rates Interim futility analysis April 2026; FDA RMAT and Fast Track designations; next program update expected mid-2027
ALLO-329 (CD19/CD70)	**Uniquely Engineered for Autoimmune Disease** CD19/CD70 dual targeting designed with Dagger® technology RESOLUTION "Basket" Trial: Initial data reported November 2026 w/early favorable safety and clinical activity; dose-escalation continuing, next update 2027
ALLO-316 (CD70)	**Breakthrough in Solid Tumors** Phase 1 data suggest deep and durable responses in heavily pre-treated patients with CD70+ RCC; data published in *Journal of Clinical Oncology* (July 2026)

RCT = randomized controlled study
LBCL = large B-cell lymphoma.
MRD= minimal residual disease.
RCC = renal cell carcinoma.

Allogene THERAPEUTICS

…and Remove Barriers to Unlock Broader CAR T Market Potential

ALPHA3 **cema-cel** (CD19)	RESOLUTION **ALLO-329** (CD19/CD70)	TRAVERSE **ALLO-316** (CD70)
~$5B	**>$15B**	**>$3.5B**
Assumes ~15K US/EU/UK patients treated in LBCL 1L consolidation each year[1]	Based on US prevalence (~500K) among rheumatology indications being studied[2]	Assumes ~9K patients worldwide with high-CD70+ expression treated in 3L+ RCC each year[3]
Potential to expand to other lymphomas	Potential to expand to broad set of autoimmune diseases	Gateway to earlier RCC, other solid tumors

[1]Epidemiology 2032 US and EU4/UK projections rounded based on Decision Resources (© 2022 DR/Decision Resources, LLC. All rights reserved. Reproduction, distribution, transmission or publication is prohibited); MRD-positivity based on Foresight Diagnostics data; MRD-testing rate based on primary market research and advisory board feedback; general net price assumption of $400K/pt in US based on autologous CAR T pricing, and ~$267K/pt in EU, for illustrative purposes only; Allogene has not made any pricing decisions for any product at this time

[2]Data on file, Allogene Therapeutics, includes assumptions on % CAR T addressable

[3]Epidemiology 2032 G7 projections rounded based on Decision Resources; CD70 expression based on Ruf et al., Clin Can Res. 2015 ; general assumption of $400K/patient based on US autologous CAR T pricing for illustrative purposes

Allogene THERAPEUTICS



Cema-Cel: The ALPHA3 Pivotal Study

Giving LBCL Patients a Second Chance at First-Line Success

Allogene THERAPEUTICS

MRD Is Emerging as the Most Reliable Predictor of Relapse in LBCL

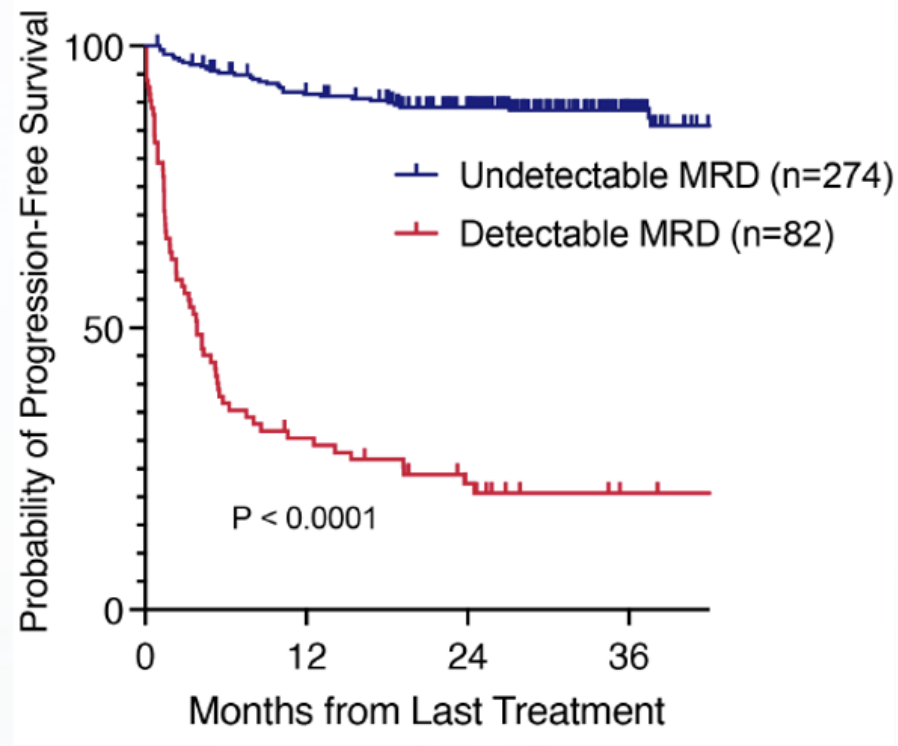

Patients who clear MRD at the end of 1L treatment are at low risk of recurrence[1-4]

Patients who do not clear MRD are at high risk of relapse [1-4]

A paradigm shift in LBCL management: *Can we safely and effectively treat patients who remain MRD+ with CAR T to prevent the recurrence of lymphoma?*

[1]Roschewski M, Kurtz D M, Westin J R, et al: Remission Assessment by Circulating Tumor DNA in Large B-Cell Lymphoma. J Clin Oncol 10.1200/JCO-25-01534
[2]Lara Stepan et al. Circulating Tumor DNA Assessment of Disease Response in Large B-Cell Lymphoma: Lisocabtagene Maraleucel Versus Autologous Stem Cell Transplantation Standard Therapy. J Clin Oncol 0, JCO-25-03051. DOI:10.1200/JCO-25-03051.
[3]Circulating Tumor DNA Minimal Residual Disease Assay; study is using investigational Foresight Diagnostics Clarity Test.
[4]Based on unpublished diagnostic data provided by Foresight Diagnostics
MRD, Minimal Residual Disease

Allogene THERAPEUTICS

ALPHA3: Disrupting the Course of Disease, Not How Clinicians Practice

Current Standard of Care

1L Treatment

"Watch and Wait" Until Disease Recurrence

Up to 30% Require 2L Treatment[1]

Potential for a New Standard of Care*

1L Treatment

ctDNA-based MRD Test + cema-cel Consolidation

Reduce Risk of Recurrence

Eliminate the Need for 2L Treatment

Predict and Prevent Relapse by Incorporating cema-cel as a "7th Cycle" for Patients Not Cured by 1L Therapy

Right Product	Right Patient	Right Time	Right Place
Curative potential with demonstrated safety and efficacy in r/r LBCL[2]	Treat only MRD+ patients who are at high risk of recurrence	When disease volume is at its lowest to improve safety and efficacy	Enable treatment in community sites, where ~80% of 1L patients are treated

*Illustrative / aspirational future path for patients not cured by 1L treatment; ctDNA, circulating tumor DNA

[1]Tilly H, Morschhauser F, Sehn LH, et al. Polatuzumab Vedotin in Previously Untreated Diffuse Large B-Cell Lymphoma. N Engl J Med. 2022;386(4):351-363
[2]Locke FL, Munoz JL, Tees MT, et al. Allogeneic Chimeric Antigen Receptor T-Cell Products Cemacabtagene Ansegedleucel/ALLO-501 in Relapsed/Refractory Large B-Cell Lymphoma: Phase I Experience From the ALPHA2/ALPHA Clinical Studies. *J Clin Oncol*. 2025 May 10;43(14):1695-1705. doi: 10.1200/JCO-24-01933. Epub 2025 Feb 13. PMID: 39946666; PMCID: PMC12058369.

Allogene THERAPEUTICS

Pivotal ALPHA3 Trial Poised for Multiple Program-Defining Readouts

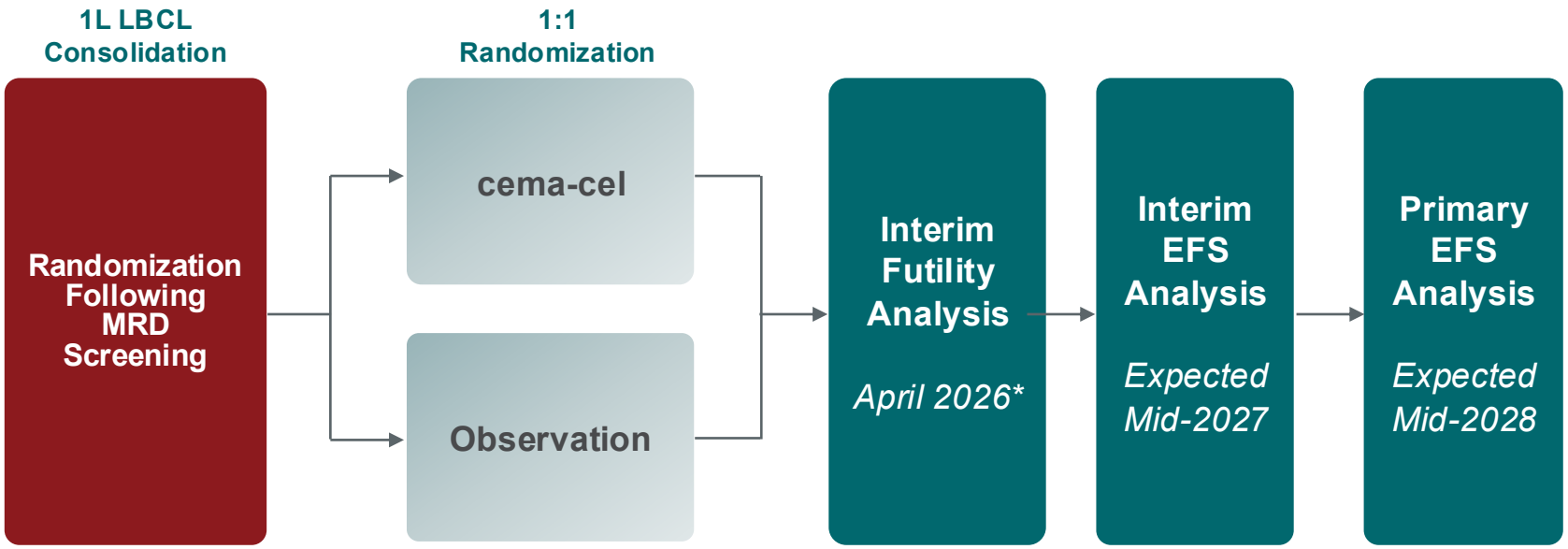

Cema-cel administered as one dose (120M cells) following lymphodepletion (Fludarabine 30 mg/m2/day, Cyclophosphamide 300 mg/m2/day, administered daily x 3 days)

Trial Design

Open-label, multicenter, pivotal RCT designed with FDA guidance

~220 LBCL patients in CR/PR at end of 1L therapy with MRD

>80 cancer centers active (target ~100 by YE 2026); significant majority in U.S., with additional sites in Canada, South Korea, and Australia, and balanced between academic and community sites

Primary Endpoint

EFS assessed by blinded Independent Review Committee (IRC)
Powered to Detect a 50% Reduction in the Risk of EFS Events

Secondary Endpoints

PFS per IRC assessment	OS	MRD clearance rate**

*Interim futility analysis readout occurred in April 2026 with 12 patients enrolled in each arm
**MRD samples collected on Day 45, month 3 and every 3 months for the first year

EFS = event-free survival; PFS = progression-free survival; OS = overall survival

Allogene THERAPEUTICS

ALPHA3 Interim Futility Analysis:
Absolute Difference in MRD Clearance Exceeded 25-30% Benchmark

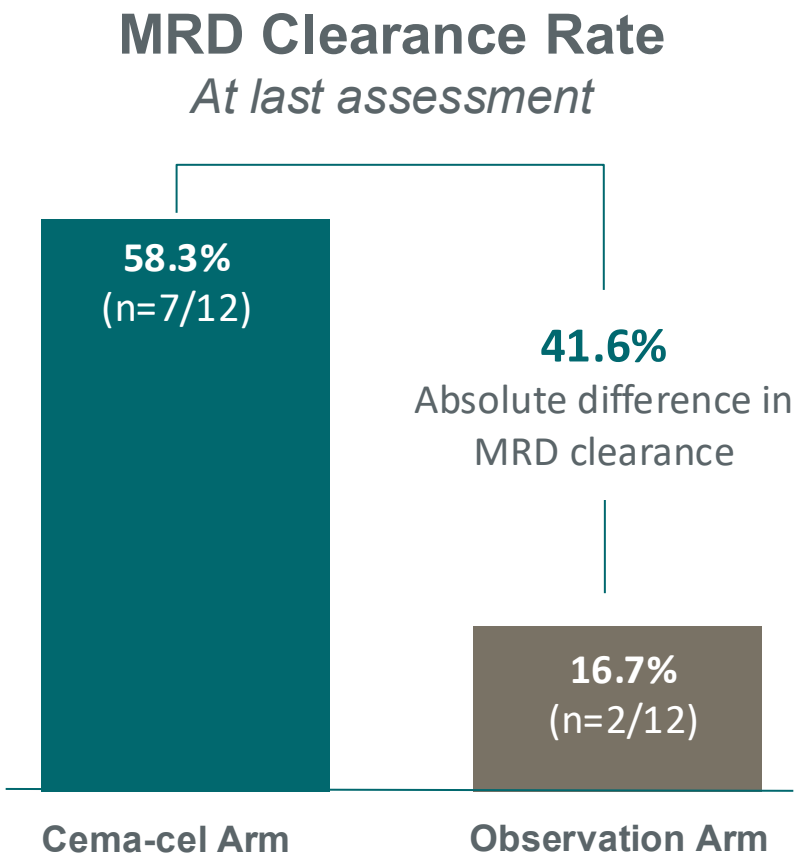

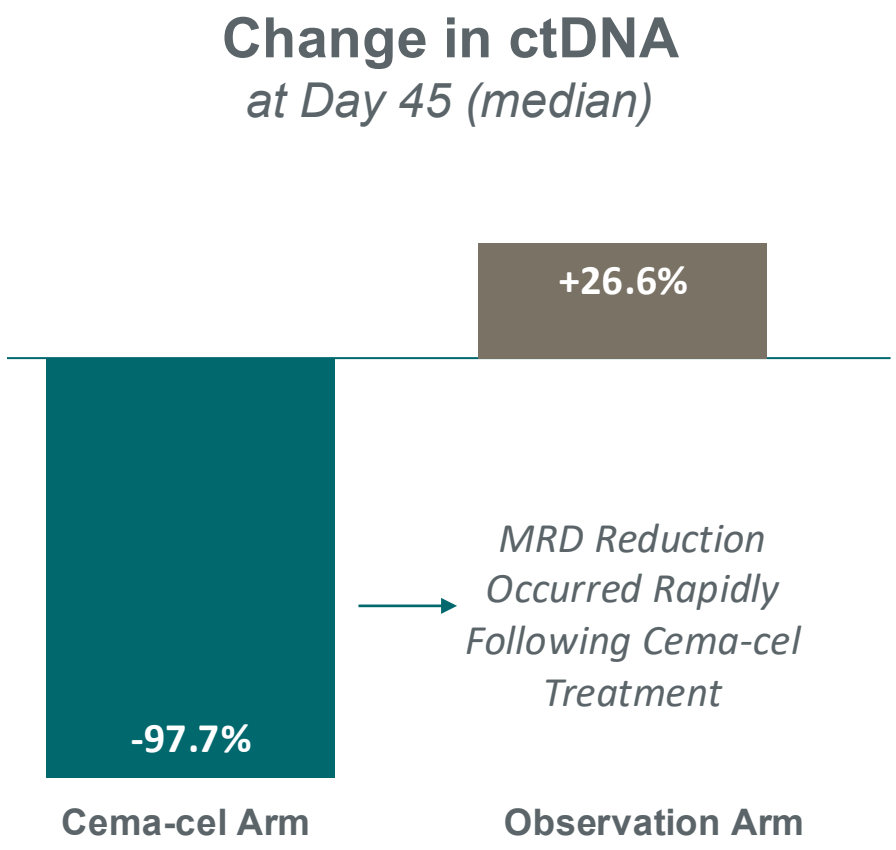

ALPHA3 Interim Futility Analysis Data Cut (April 2026)

Literature Supports 25-30% MRD Clearance Difference as Potentially Transformative

	Study	Study Endpoint	Clinical Outcome*
MRD Clearance w/CAR T in r/r DLBCL	**Breyanzi in 2L DLBCL (TRANSFORM)[1,2]**	Breyanzi compared to ASCT Improved MRD clearance[4] by ***24%***	Reduced risk of EFS events by ***63%*** *(HR = 0.375)*
MRD Clearance w/ctDNA-Guided Treatment	**Tecentriq in adjuvant MIBC (IMvigor011)[3]**	ctDNA-guided adjuvant Tecentriq improved MRD clearance[5] by ***11%***	Reduced risk of recurrence or death by ***36%*** *(HR = 0.64)*

Sources: [1]Lara Stepan et al. Circulating Tumor DNA Assessment of Disease Response in Large B-Cell Lymphoma: Lisocabtagene Maraleucel Versus Autologous Stem Cell Transplantation Standard Therapy. J Clin Oncol 0, JCO-25-03051. DOI:10.1200/JCO-25-03051, [2]Kamdar, M et al. (J Clin Oncol 42, 2024 (suppl 16; abstr 7013)), [3]Powles et al., NEJM 2025, [4]Using Natera's CLARITY™ MRD assay; [5]Using Signatera® molecular residual test or a highly similar test (in China)
*MRD-clearance benchmarks may not translate to ALPHA3 EFS or cema-cel approval
DLBCL, Diffuse Large B-Cell Lymphoma; r/r, relapsed / refractory; ASCT, Autologous Stem Cell Transplant; EFS, Event Free Survival; MIBC, Muscle Invasive Bladder Cancer

Allogene THERAPEUTICS

MRD Clearance Differential Post-CAR T Correlates With Durable EFS Benefit

More liso-cel patients achieved MRD^{neg}, consistent with the clinical study primary endpoint[1]

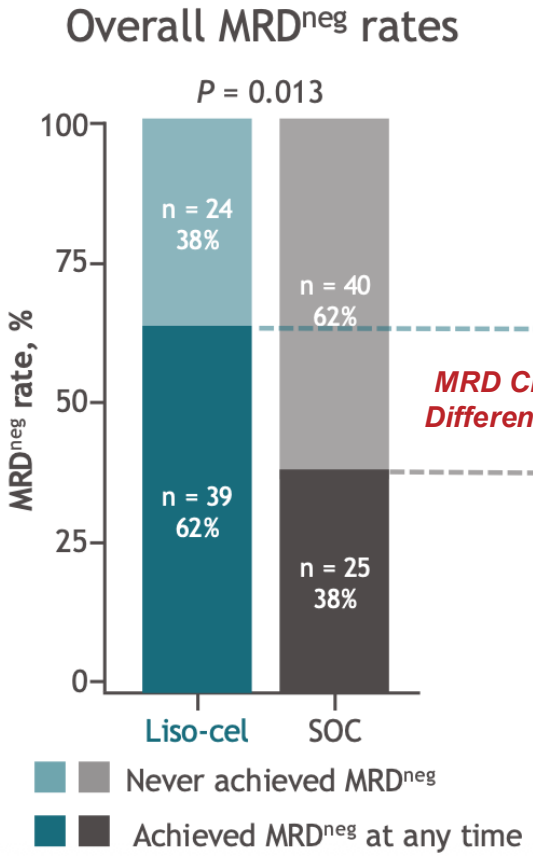

MRD Clearance Difference = 24%

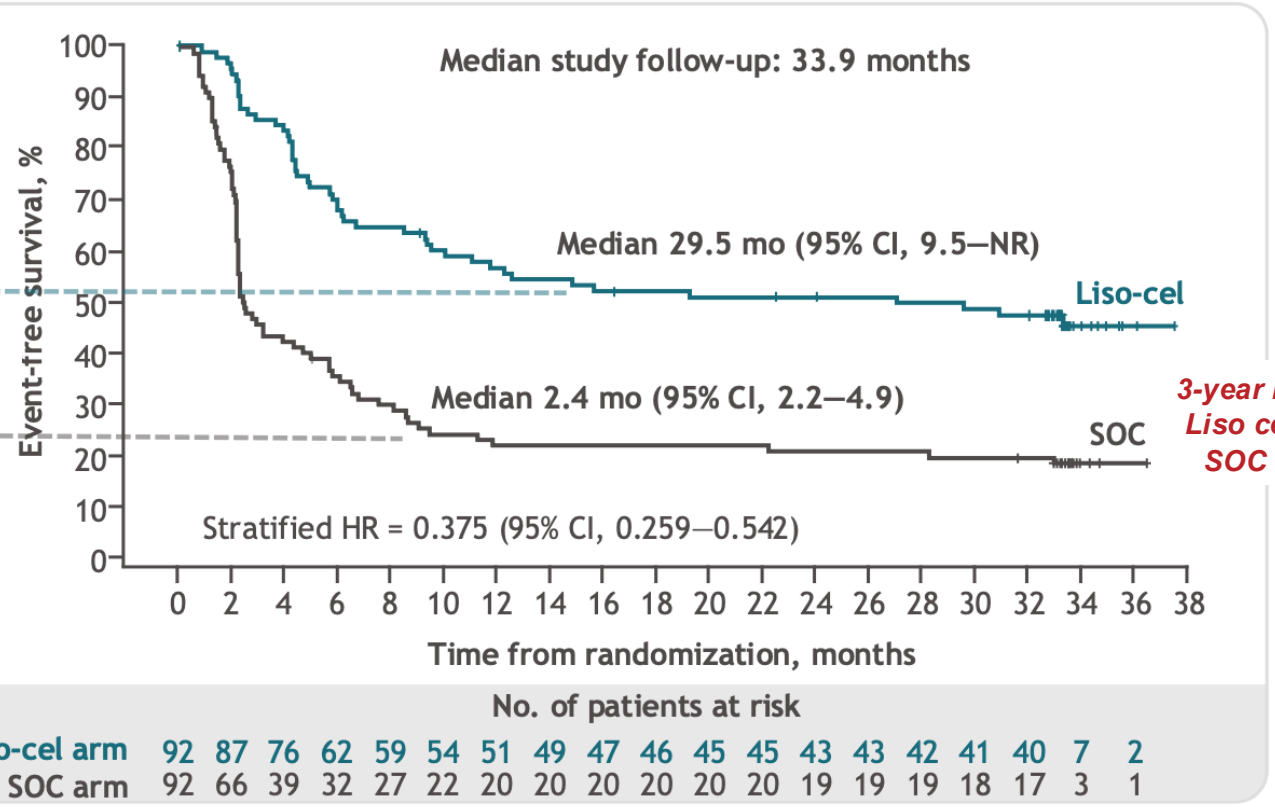

3-year EFS Rate[2]
Liso cel = 45.8%
SOC = 19.1%

NR, not reached.

1. Kamdar, et al. *J Clin Oncol* 2024;42(suppl 16):7013.

7

[1]Lara Stepan et al. Circulating Tumor DNA Assessment of Disease Response in Large B-Cell Lymphoma: Lisocabtagene Maraleucel Versus Autologous Stem Cell Transplantation Standard Therapy. J Clin Oncol 0, JCO-25-03051. DOI:10.1200/JCO-25-03051.
[2]Kamdar, M et al. (J Clin Oncol 42, 2024 (suppl 16; abstr 7013))

Allogene THERAPEUTICS

ALPHA3 Interim Futility Analysis:
Well-Tolerated Interim Safety Results Support Use in Outpatient and Community Setting

TEAEs of Special Interest	Cema-cel Arm (N=12) n (%)	Observation Arm (N=12) n (%)
CRS (Any Grade)[1]	0	-
ICANS (Any Grade)[1]	0	-
GvHD (Any Grade)	0	-
Infection[2]	2 (16.7%)	2 (16.7%)
Infection (Grade ≥ 3)	0	0
Other Neurologic Events[3]	6 (50%)	1 (8.3%)
Other Neurologic Events (Grade ≥3)	0	0

[1]No reported use of tocilizumab or steroids
[2]Infection events were low grade and limited to urinary tract infection, subcutaneous abscess, COVID19, and skin infection
[3]Other neurologic events were low grade and limited to headache, dizziness, numbness or tingling in the hands or feet, and altered taste

No Hospitalizations Related to Treatment

- Ten of 12 patients who received cema-cel were managed post-infusion entirely in the outpatient setting
- Two patients were briefly hospitalized (<48h) for events deemed unrelated to cema-cel treatment (atrial fibrillation and non-cardiac chest pain).
- One patient in the observation arm was hospitalized for febrile neutropenia

ALPHA3 Interim Futility Analysis Data Cut (April 2026)

ALPHA3 Expands CAR T into Community Settings

80+ Active Sites

Majority in US; Additional in Canada, South Korea & Australia

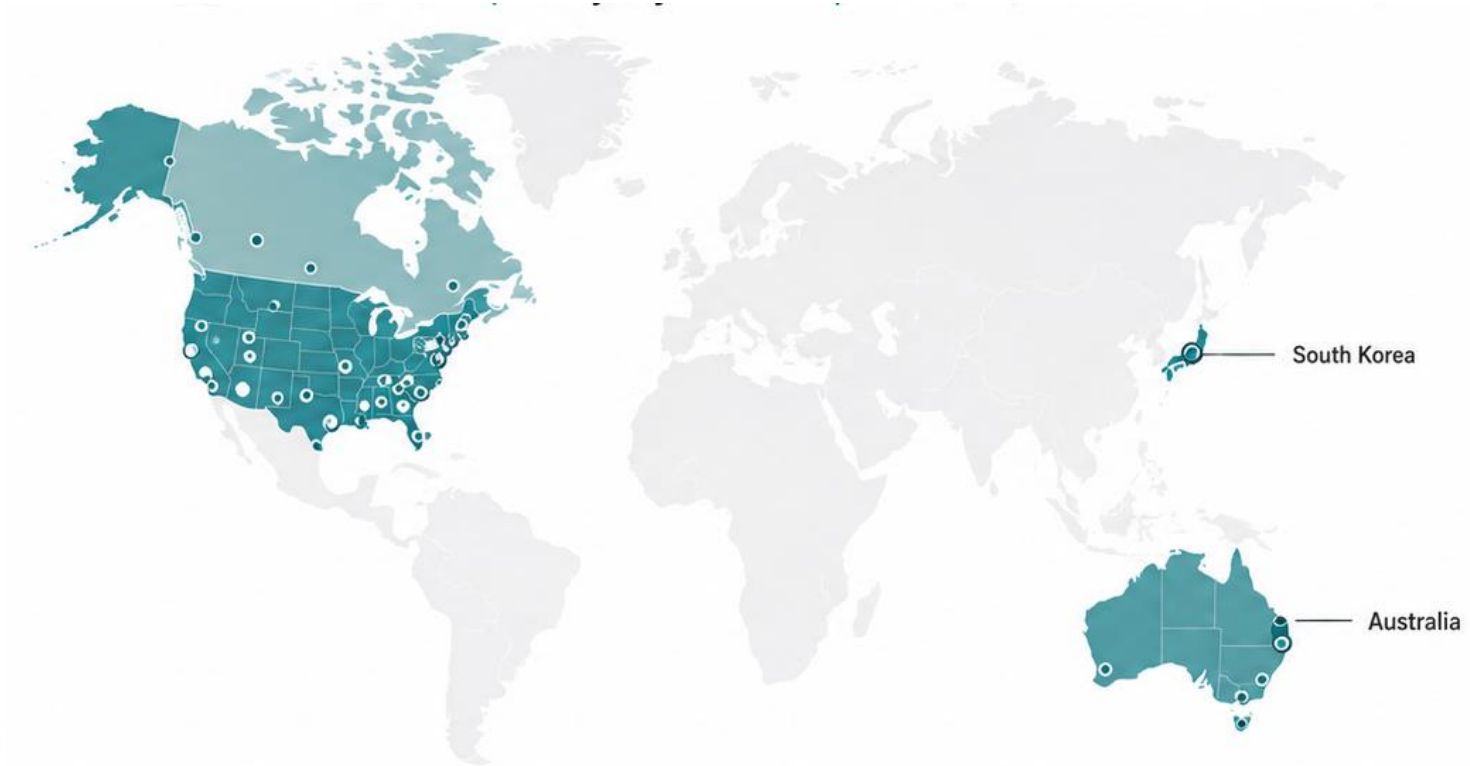

~100 sites expected by YE 2026

~33%

of screening activity and cema-cel infusions at the time of the interim futility analysis were conducted at community cancer centers, including at sites new to CAR T

Allogene THERAPEUTICS

ALPHA3 Designed to Expand CAR T Access Where Patients Are Treated

Current State: Limited CAR T Access

- **Only ~15%** of 2L+ LBCL patients receiving CAR T[1]
- **Access limited to ~200 Authorized Treatment Centers** in U.S., mostly at academic centers
- **FACT accreditation required** for reimbursement
- **~80%** receive 1L treatment in community sites of care where CAR T access is most limited

ALPHA3 Designed to Enable Cema-cel Commercialization by Addressing Key Barriers to Patient Access

[1]Shadman, Liu, et al, ASH 2025
FACT, Foundation for the Accreditation of Cellular Therapy

What Could Drive CAR T Adoption in 1L Consolidation

Confidence in Outcomes

- MRD-guided approach broadly embraced and viewed as highly differentiated vs other studies
- Efficacy seen as clinically meaningful

Confidence in Delivery

- Safety profile viewed as very well tolerated and changes perception of CAR T management
- Outpatient feasibility removes major friction

Confidence in Access

- Off-the-shelf availability
- Simpler logistics key to use in community practice
- Biologic-like reimbursement and no FACT accreditation

With CAR T, Physicians Recognize that Efficacy Alone is Not Enough – Placing Greater Emphasis on Safety and Delivery[1]

[1]Allogene Q1'26 market research (cema-cel TPP blinded and based on ALPHA3 statistical plan, 1L regimen TPPs blinded and based on published Ph1 data)

Market Insights: Physicians Are Ready to Act Earlier If the Therapy “Fits”

Cema-cel 1L LBCL Consolidation Target Product Profile Reactions[1]

Physician Projections

MRD Testing



Patients who would receive MRD testing at end of 1L therapy

Market Share



MRD+ patients who would receive cema-cel in 1L consolidation

[1]Based on Allogene Q1’26 market research (cema-cel TPP blinded and based on ALPHA3 statistical plan, 1L regimen TPPs blinded and based on published Ph1 data); illustrative only; actual testing, adoption, and market share may differ materially

Allogene THERAPEUTICS

Projected ~$5B 1L Consolidation CAR T Market Opportunity

1L Consolidation Potential Market Opportunity Sizing[1]

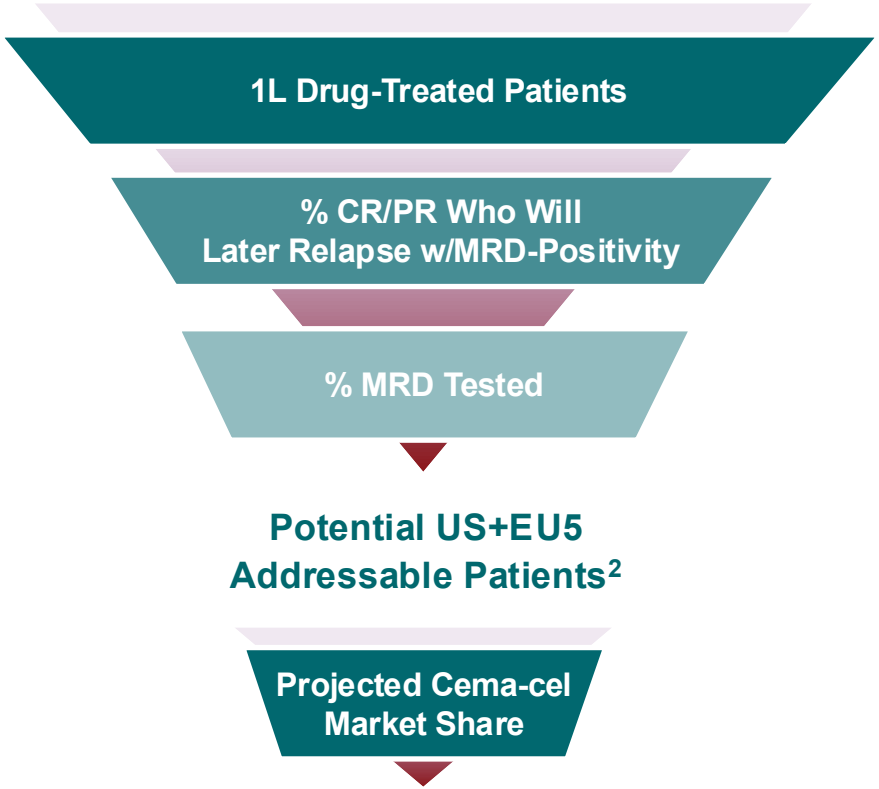

	US	EU5
1L Drug-Treated Patients	~34,000	~31,000
% CR/PR Who Will Later Relapse w/MRD-Positivity	~30%*	
% MRD Tested	~75%	
Potential US+EU5 Addressable Patients[2]	>14,700 Patients/Year ~$5B Revenue Opportunity	
Projected Cema-cel Market Share	~50-70%	
Cema-cel Commercial Opportunity	**~7,000 – 10,000 Patients/Year ~$2.5 – 3.5B Annual Revenue**	

*Represents all relapsing MRD+ patients in future state market opportunity; MRD+ rate at 1L end-of-therapy timepoint assumed to be lower

[1] Sources: Epidemiology 2032 US and EU5 (France, Germany, Italy, Spain, UK) projections rounded based on Decision Resources (© 2022 DR/Decision Resources, LLC. All rights reserved. Reproduction, distribution, transmission or publication is prohibited), % suitable for observation and %MRD+ based on Foresight Diagnostics data, %MRD-tested based on Allogene market research Q1'26 and advisory board feedback. Projected market share based on Allogene market research Q1'26.

[2] Market revenue opportunity calculation uses general net price assumption of $400K/pt in US based on autologous CAR T pricing, and ~$267K/pt in EU5, for illustrative purposes only; Allogene has not made any pricing decisions for any AlloCAR T product at this time

Allogene THERAPEUTICS

Path to Pivotal EFS Data in Mid-2028

Key Anticipated Activities and Catalysts

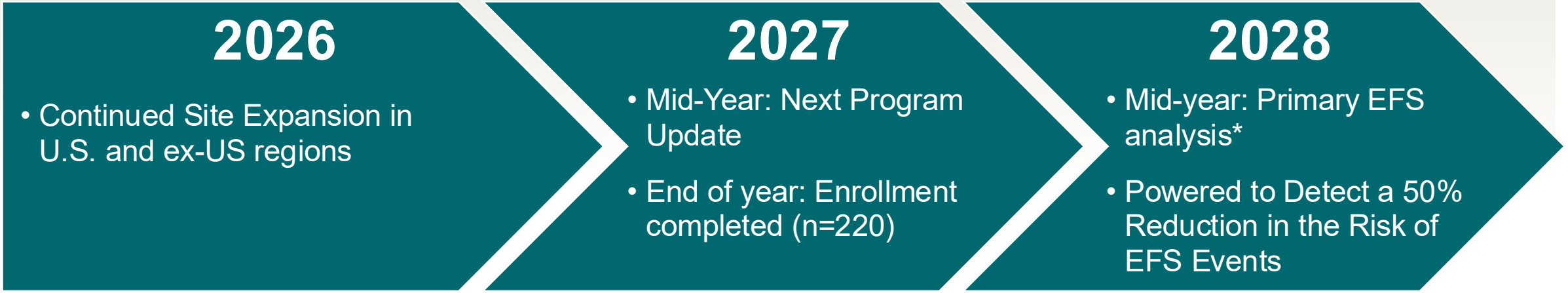

*Alpha allocated between Interim and Primary EFS analyses according to the O'Brien-Fleming method



Supercharging AlloCAR T Products

Dagger® Technology: A Potentially Transformative Solution to Allo-Rejection

Allogene THERAPEUTICS

Dagger® Technology: A Potentially Transformative Solution to Allo-Rejection

The Insights Driving a New Approach to Mitigate Allo-Rejection

- Host allo-reactive T cells drive allogeneic CAR T rejection
- CD70⁺ activated T cells are the key mediators of host allo-reactivity[1]

The Proprietary Dagger® Mechanism May Enable the Solution

CD19/CD70 CAR T Cell Expansion is Higher in (-) LD State

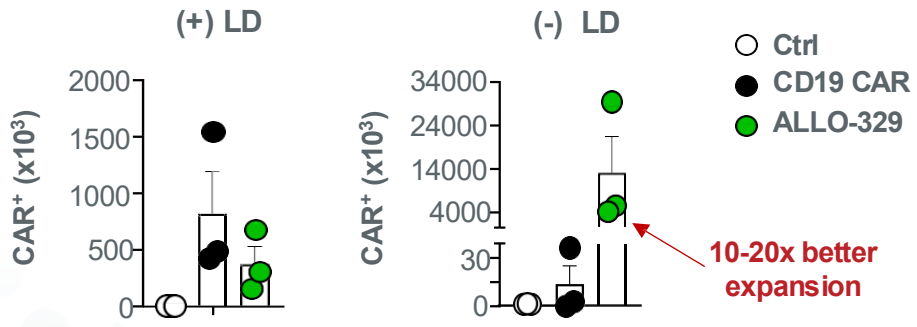

- In lymphodepleted-state mice (+LD), both allogeneic CD19 CAR T and Dagger®-enabled ALLO-329 expand equally
- In non-lymphodepleted mice (-LD), traditional CD19 CAR T cells are rapidly rejected, while ALLO-329 cells expand 10-20x better than in +LD mice
- Dagger® is modular and combinable with primary CAR as a dual CAR

[1]Verma et al, Blood 2024

Allogene THERAPEUTICS

ALLO-329: Purposefully Designed for Autoimmune Disease & Patient Access

ALLO-329 Targets Dual Pathogenic Immune Cell Pathways

- Designed to deplete B cells and auto-reactive CD70+ T cells
- Potential for minimized or no lymphodepletion
- Highly scalable and efficient manufacturing process

Dual CD19/CD70 CAR to enable both disease control and immune conditioning

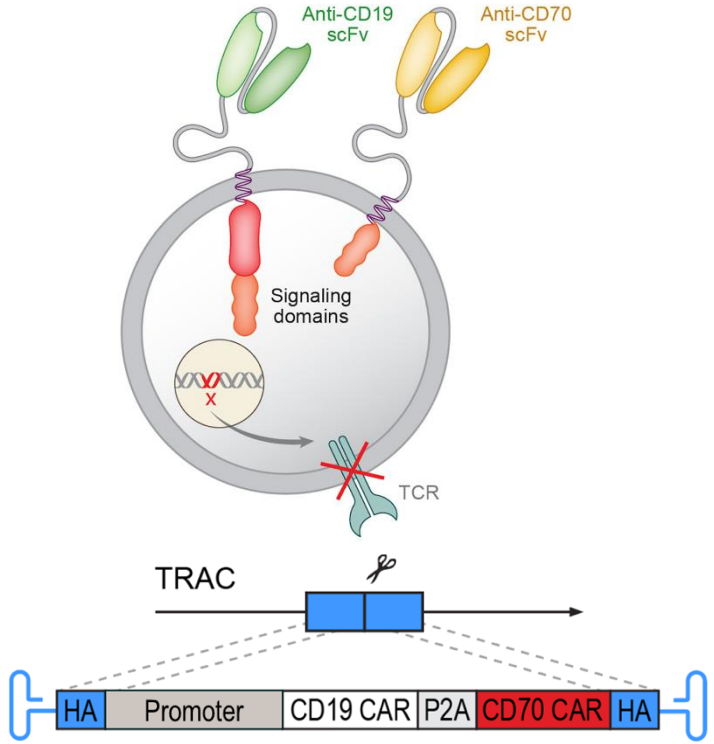

RESOLUTION "Basket" Trial Status

- Phase 1 initial data reported at ACR 2026; safety on 18 patients, and efficacy on 10 skin-predominant SSc patients
  - Favorable tolerability profile observed w/no DLTs, ICANS, IEC-HS, GvHD, and no Gr3+ CRS or infections
  - Clinical activity seen across all lymphodepletion regimens, including no lymphodepletion
- Strong investigator and patient interest driving brisk enrollment
- Dose escalation continuing, next program update in 2027

Potential Addressable Market Opportunity of >$15B In Initial Rheumatology Indications Under Study

Allogene THERAPEUTICS

RESOLUTION: Platform-Defining PoC for an AlloCAR T in Autoimmune Disease

RESOLUTION Protocol Schema of Parallel Dose Escalation With or Without Lymphodepletion

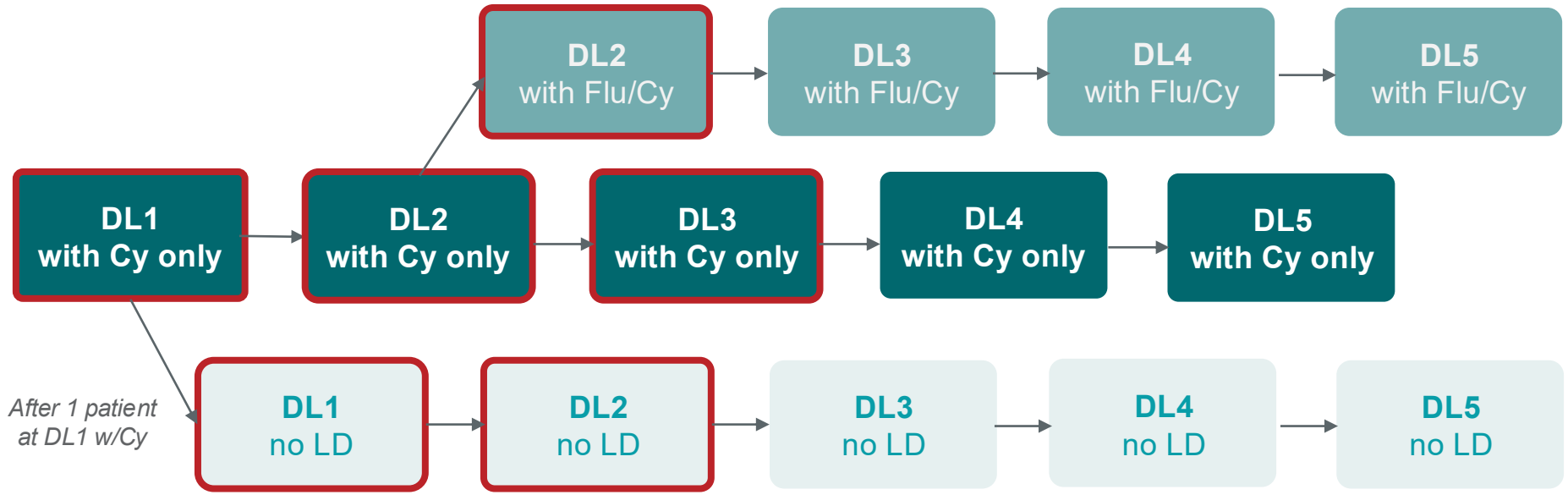

Initial Data Reported at ACR 2026

Trial Design

Phase 1 3+3 dose escalation study

- DL1: 20M cells
- DL2: 40M cells
- DL3: 80M cells
- DL4: 160M cells
- DL5: 320M cells

Patient Population

- Scleroderma (SSc)
- SLE, including LN
- Inflammatory myositis (IIM)

Trial Objectives

- Evaluate safety and preliminary efficacy
- Measure kinetics of B-cell depletion and recovery
- Measure correlative disease-activity biomarkers

Allogene THERAPEUTICS

RESOLUTION: 18 Patients Treated as of ACR 2026 Data Cut Off

ACR 2026 Presentation Includes Safety on All Treated Patients and Efficacy for Skin-Predominant SSc Cohort

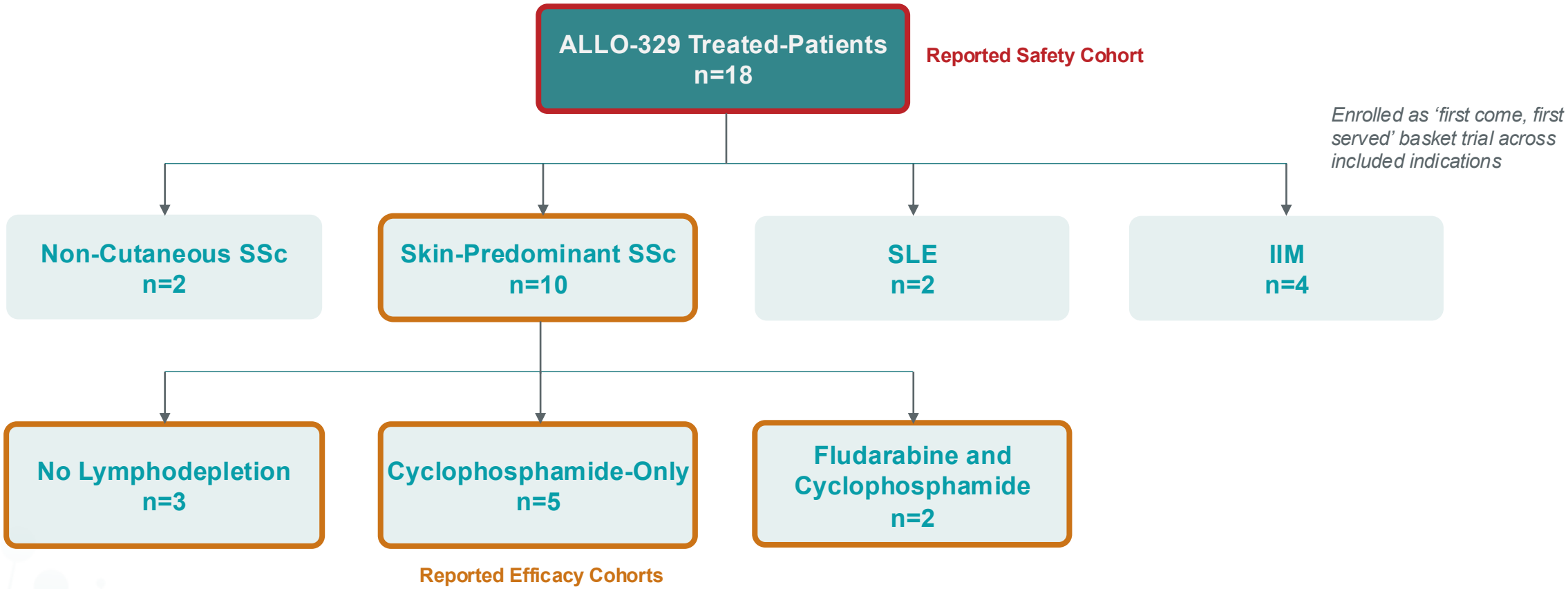

Efficacy for Treated Lupus and Inflammatory Myositis Patients to be Shared in Future Presentation

ACR 2026: As of September 21, 2026 data cutoff

Allogene THERAPEUTICS

ALLO-329: Early Clinical Data Demonstrates a Favorable Safety and Tolerability Profile

Treatment-Emergent Adverse Events Summary

Cohort	20M/40M no LD (n=6)	20M/40M/80M + CYC (n=9)	40M + FC (n=3)	Total (N=18)
DLTs, n (%)	0	0	0	0
TEAEs, n (%)				
Any grade	6 (100.0)	9 (100.0)	3 (100.0)	18 (100.0)
Grade ≥3	0	3 (33.3)	0	3 (16.7)
TESAEs, n (%)				
Any grade	1 (16.7)	4 (44.4)	1 (33.3)	6 (33.3)
Grade ≥3	0	1 (11.1)	0	1 (5.6)
TEAEs of special interest, n (%)				
CRS, any grade	1 (16.7)	2 (22.2)	1 (33.3)	4 (22.2)
CRS, Grade ≥3	0	0	0	0
ICANS, any grade	0	0	0	0
ICANS, Grade ≥3	0	0	0	0
IEC-HS, any grade	0	0	0	0
IEC-HS, Grade ≥3	0	0	0	0
Infections, any grade	0	2 (22.2)	1 (33.3)	3 (16.7)
Infections, Grade ≥3	0	0	0	0
GvHD, any grade	0	0	0	0
GvHD, Grade ≥3	0	0	0	0
Prolonged Grade ≥3 cytopenia[a]	0	1 (11.1)	0	1 (5.6)

ACR 2026: As of September 21, 2026 data cutoff

CRS, cytokine release syndrome; CYC, cyclophosphamide; DLT, dose-limiting toxicity; FC, fludarabine and cyclophosphamide; GvHD, graft-versus-host disease; ICANS, immune effector cell-associated neurotoxicity syndrome; IEC-HS, immune effector cell-associated hemophagocytic syndrome; LD, lymphodepletion; TEAE, treatment-emergent adverse event; TESAE, treatment-emergent serious adverse event. [a]A prolonged cytopenia was defined as a Grade ≥3 anemia, neutropenia, or thrombocytopenia present on or after 30 days following the ALLO-329 infusion.

Allogene THERAPEUTICS

ALLO-329: Initial Efficacy Analysis Focused on Skin-Predominant Systemic Sclerosis

Demographic and Disease Characteristics

Pt. #	DL/LD	Age/Sex	Antibody	Duration of Disease, mos	Treatment	Disease Manifestations
1	20M/CYC	48/F	POL3	20	MMF	Contractures, GERD
2	40M/CYC	55/F	POL3	29	HCQ, MMF	Contractures
3	40M/CYC	58/F	Centromere	84	MTX, HCQ, MMF, AZA, myfortic	GI
4	40M/CYC	38/F	SCL70	34	MTX, MMF, RTX, tocilizumab	GI, ILD, contractures, TFR
5	20M/no LD	30/F	SCL70	68	IVIG, MMF	ILD, DU, GI
6	40M/FC	62/M	SCL70	27	LEF, MMF	Arthritis, DU, ILD
7	40M/no LD	40/M	SCL70	15	RTX, MMF	DU, ILD, contractures, esophageal dysmotility
8	40M/no LD	34/F	SCL70	27	AZA, MMF, IVIG	DU, contractures, GI
9	80M/CYC	36/F	SCL70	23	MTX, MMF, tocilizumab	Contractures, GI, GAVE
10	40M/FC	39/F	U1-RNP	71	AZA, SSZ, certolizumab, RTX, MTX, HCQ, tocilizumab	Contractures, DU, TFR, arthritis

AZA, azathioprine; CYC, cyclophosphamide; DL, dose level; DU, digital ulcers; F, female; FC, fludarabine and cyclophosphamide; GAVE, gastric antral vascular ectasia; GERD, gastroesophageal reflux disease; GI, gastrointestinal; HCQ, hydroxychloroquine; ILD, interstitial lung disease; LEF, leflunomide; M, male; MMF, mycophenolate mofetil; MTX, methotrexate; LD, lymphodepletion; Pt, patient; RTX, rituximab; SSc, systemic sclerosis; SSZ, sulfasalazine; TFR, tendon friction rub; U1-RNP, U1 ribonucleoprotein.

ACR 2026: As of September 21, 2026 data cutoff

Allogene THERAPEUTICS

ALLO-329: Clinical Activity Observed in All Lymphodepletion Approaches

modified Rodnan Skin Score (mRSS) Change From Screening by Visit Following ALLO-329 Infusion

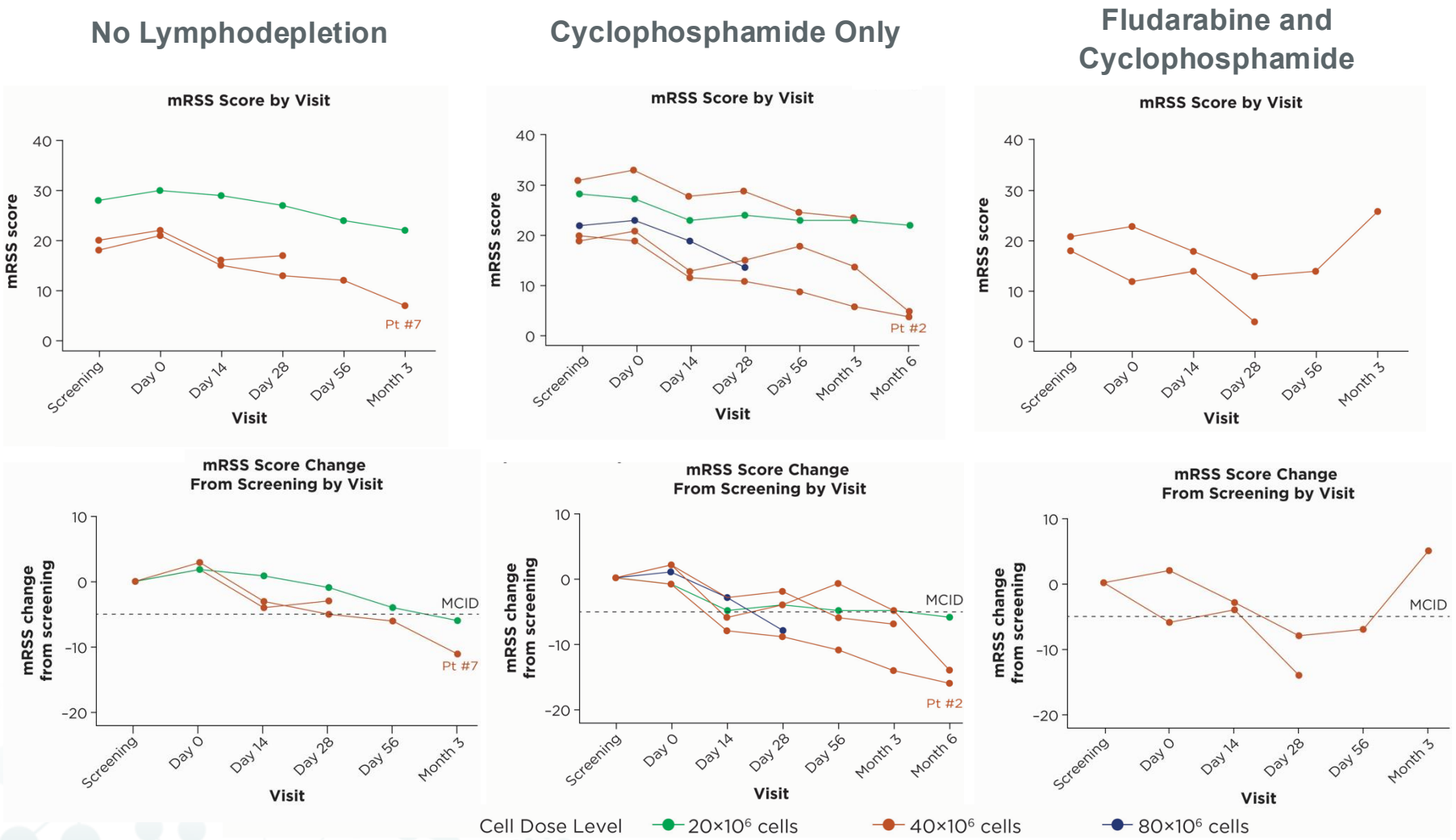

- Screening baseline total mRSS scores indicated severe to extensive skin involvement
- Improvements in mRSS scores observed as early as D14 after infusion in most patients, across all LD regimens and all 3 DLs, with largest improvements in DL2 (40M) and DL3 (80M)
- In 4 patients, mRSS scores fell below 10 between D28 and Month 6

ACR 2026: As of September 21, 2026 data cutoff
MCID, minimal clinically important difference

ALLO-329: Patient Cases Provide Illustration of Clinical Improvements

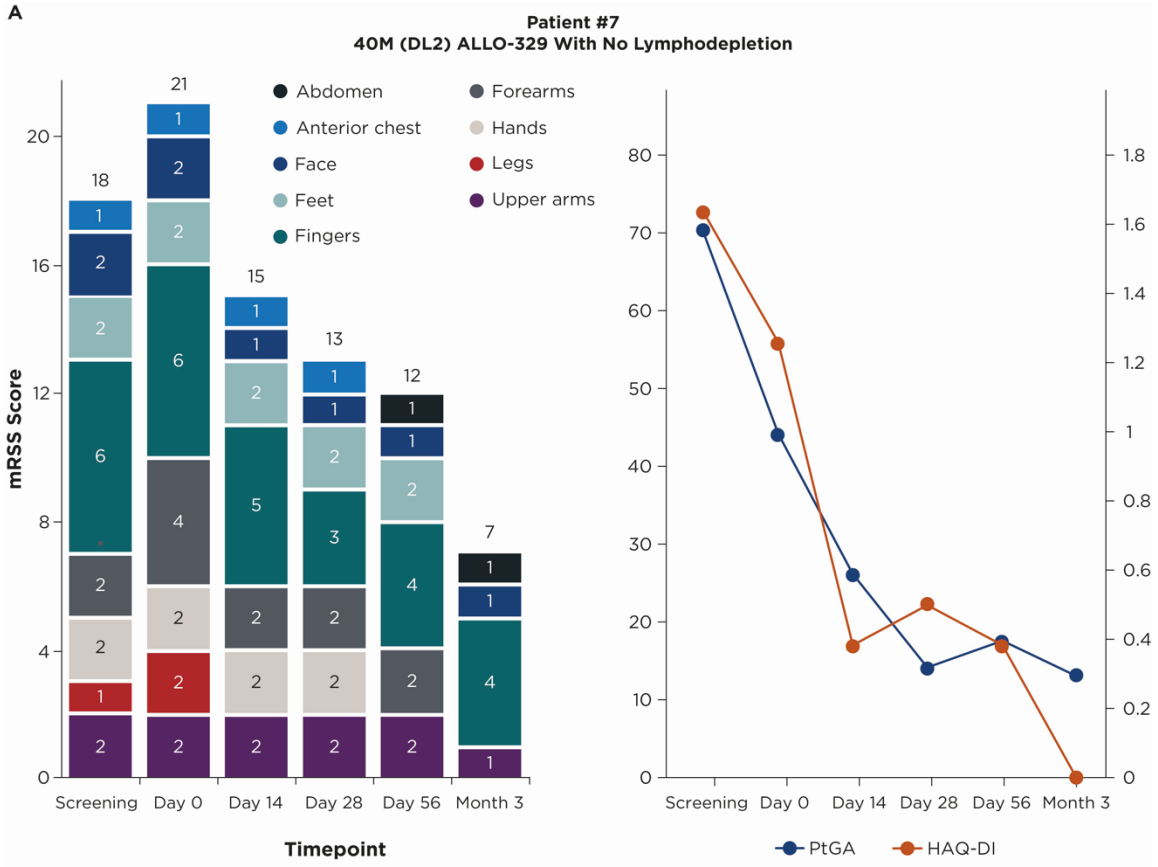

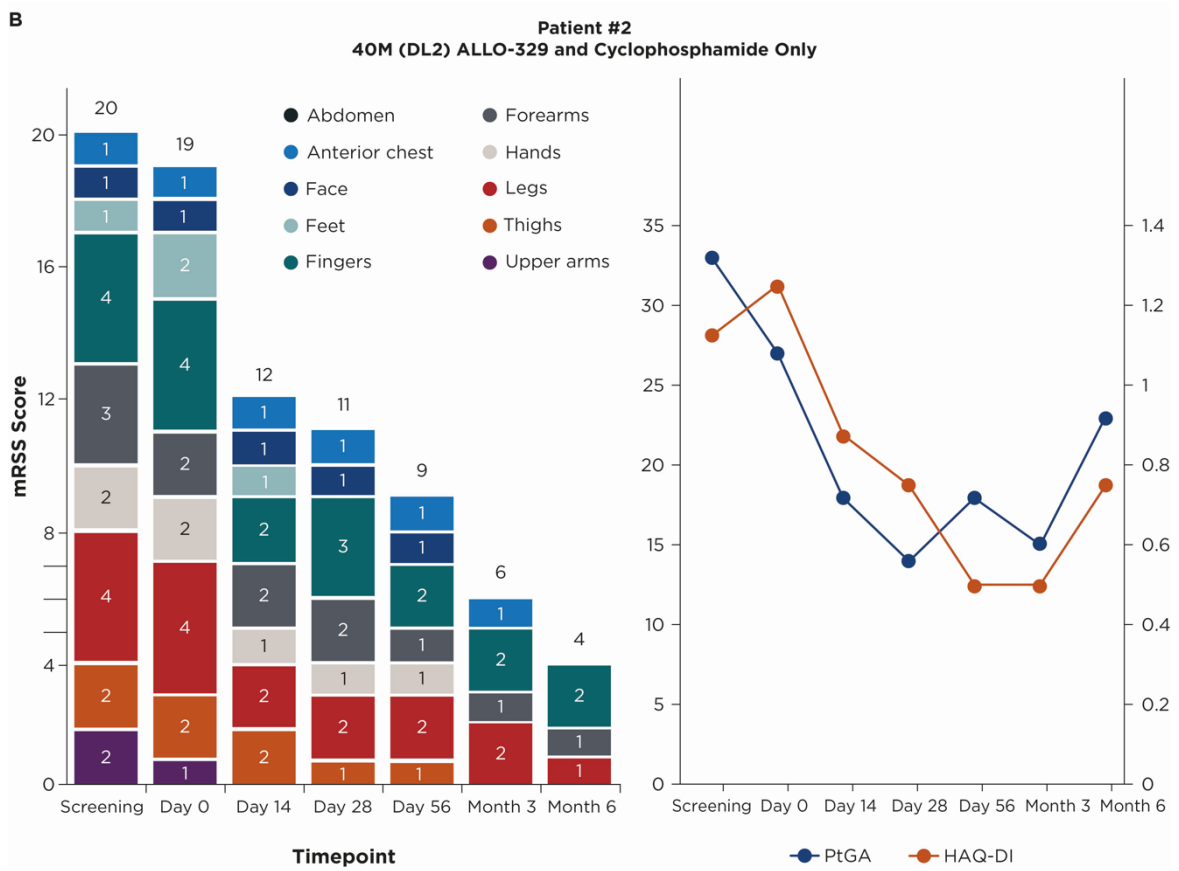

Patient treated with 40M ALLO-329 cells without LD:

- Resolution of digital ulcers and tendon friction rubs
- HAQ-DI improving from 1.63 to 0

Patient treated with 40M ALLO-329 cells plus cyclophosphamide:

- Improvements in mRSS, Patient Global Assessment, HAQ-DI, and tendon friction rubs

ACR 2026: As of September 21, 2026 data cutoff

ALLO-329: Nine of Ten Patients Remained Off Background Immunosuppressive Therapy

Treatment-Free Interval Following ALLO-329 Infusion in Patients With Skin-Predominant SSc

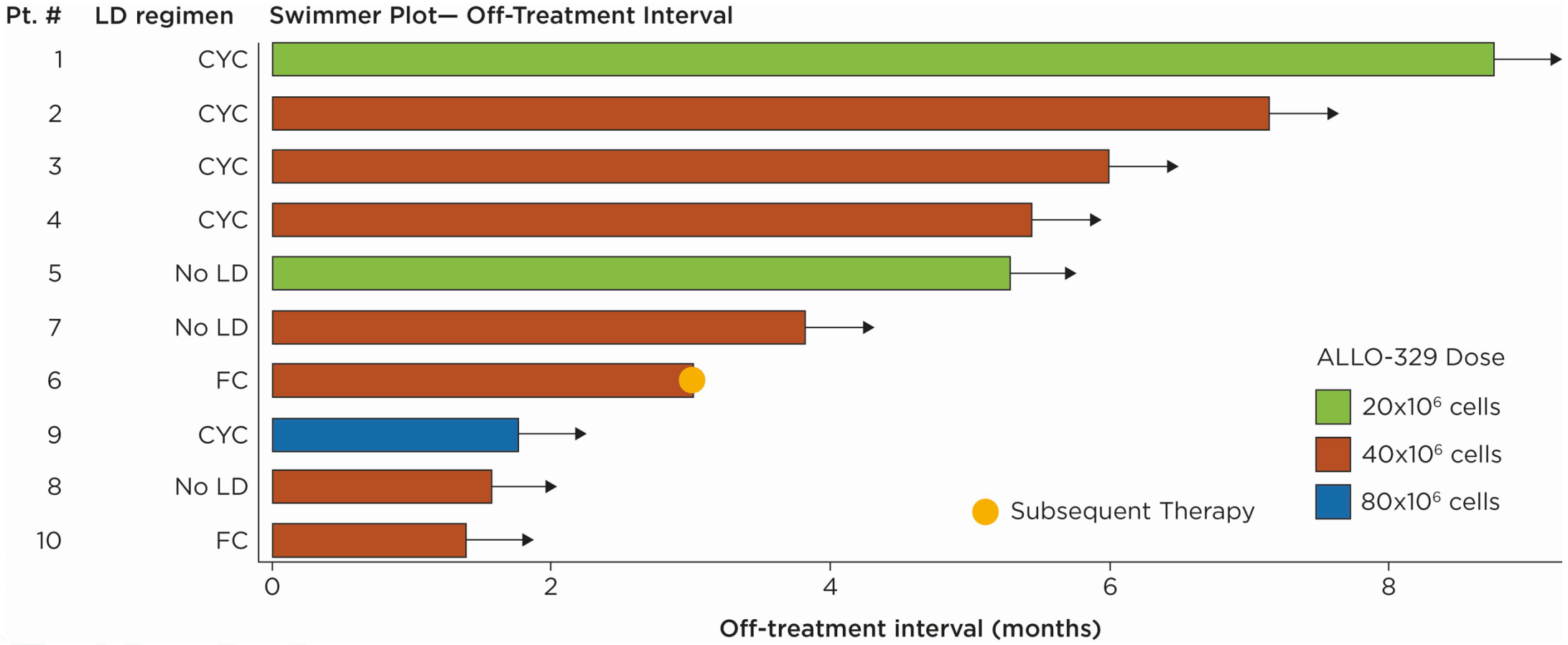

ACR 2026: As of September 21, 2026 data cutoff

ALLO-329: B-cell Depletion Appears to Correlate with LD Intensity and Not Clinical Response

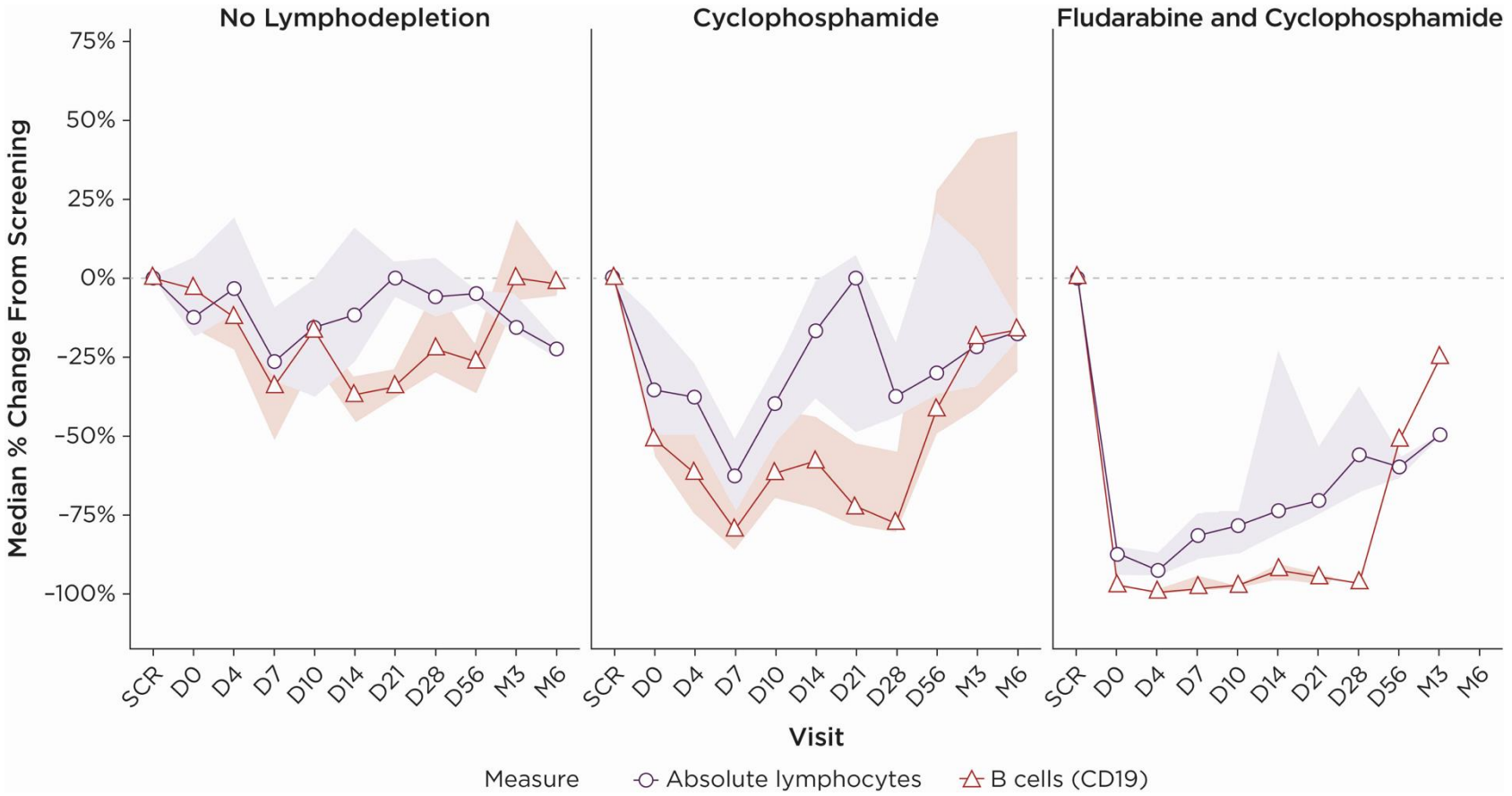

Higher LD intensity associated with deeper B-cell depletion, yet meaningful clinical activity was observed even without LD

Additional correlative investigation is ongoing to identify key immunological determinants of clinical response to ALLO-329

ACR 2026: As of September 21, 2026 data cutoff

Allogene THERAPEUTICS

ALLO-329: Early Clinical Activity Demonstrates Potential for Meaningful Patient Benefit



Achieved and Maintained 5-point Minimal Clinically Important Difference in Modified Rodnan Skin Score (mRSS)

TAKEAWAYS FROM BLINDED REVIEWS FROM 7 LEADING SCLERODERMA EXPERTS

Encouraging Safety Profile

KOLs found the reported safety and tolerability profile reassuring, including CRS, ICANS, IEC-HS, infection and cytopenia findings.

Clinically Meaningful Activity

mRSS improvements and rapid responses were viewed as meaningful in a disease with limited effective treatment options.

Potential for Reduced LD

Clinical activity without lymphodepletion drew interest for potential patient and logistical benefits.

> *"Less lymphodepletion means less risk of severe infections, less immunosuppression, less burden on the patient – that's a big advantage… In terms of logistical benefit, this potentially could be a difference between outpatient versus inpatient treatment, and that could be quite a big thing [also]."*
>
> **— U.K. SSc KOL (#7)**

> *"Exciting to see that patients even without lymphodepletion did get some improvement in their MRSS scores. Even when compared to the ones that had lymphodepletion, it was still better."*
>
> **— U.S. SSc KOL (#4)**

> *"No lymphodepletion gives a lot of confidence to providers that it is the CAR T that's working, not the lymphodepletion."*
>
> **— U.S. SSc KOL (#2)**

KOL: Key Opinion Leader
Source: Allogene SSc KOL Blinded Market Research (October 2026, n=7)

Allogene THERAPEUTICS

2027: A Catalyst-Rich Year Poised to Shape the Future of ALLO-329

ONGOING:
COMPLETE DOSE ESCALATION

- Advance enrollment to evaluate DL3 – DL5 cohorts

2027 MILESTONES:
DEFINE OPTIMAL REGIMEN

- 2nd Ph1 clinical data readout
- Identify recommended Ph2 regimen

LOOKING AHEAD:
ADVANCE DEVELOPMENT

- Prepare for registrational development
- Explore additional indications

Allogene THERAPEUTICS

ALLO-316: Path to Addressing Unmet Need in Solid Tumors

Encouraging Activity In Solid Tumor

High Unmet Need in r/r RCC

- Standard outcomes in r/r RCC are poor: ~20% ORR and <6mo mPFS[1a, 1b]

31% ORR in r/r RCC with high CD70+ expression[2]

- All responders progression-free at time of data cut-off
- Responses range from 8 to 18+ months, with median OS not yet reached

Standard FC LD and single CAR T infusion

- ALLO-316 has intrinsic ability to overcome allo-rejection (Dagger® Technology), leading to robust cell expansion and persistence

FDA RMAT Designation

- Aligned with FDA on pivotal trial design

Global Market Opportunity

~9,000
Patients/Year[3]

>$3.5B
Revenue Potential[4]

CD70 is highly expressed in ~2/3 of RCC

[1a]Welireg (belzutifan) PI [1b]Fotivda (tivozanib) PI; [2]Srour, et al, "Allogeneic CD70-Targeted Chimeric Antigen Receptor T-Cell Therapy for Advanced Renal Cell Carcinoma: Results From the Phase I TRAVERSE Trial", J. Clin. Oncol
[3]Epidemiology 2032 projections for G7 markets rounded based on Decision Resources (© 2022 DR/Decision Resources, LLC. All rights reserved. Reproduction, distribution, transmission or publication is prohibited); assumes 80% CD70 expression and 75% of CD70+ with TPS >=50% (Ruf et al., Clin Can Res. 2015).
[4]Market revenue opportunity calculation uses general assumption of $400K/patient based on US autologous CAR T pricing for illustrative purposes only; note that Allogene has not made any pricing decisions for any AlloCAR T product at this time

Allogene THERAPEUTICS

Pipeline Designed to Maximize Greatest Opportunity

Target	Program	Trial	Study Population	Discovery	IND-enabling	Phase 1	Phase 2[1]	Approved	Designation
HEMATOLOGIC MALIGNANCIES									
CD19 (Key Program)	**Cemacabtagene ansegedleucel (cema-cel)**	**ALPHA3**	**1L Consolidation LBCL**						**FTD RMAT**
CD70	ALLO-316 Dagger-enabled		CD70+ Heme Malignancies						
Unnamed	Dagger-enabled		Unnamed						
SOLID TUMORS									
CD70 (Key Program)	**ALLO-316** Dagger-enabled	**TRAVERSE**	**r/r RCC**						**FTD RMAT**
CD70	ALLO-316 Dagger-enabled		Other Solid Tumors						
DLL3/ CD70	Dagger-enabled		SCLC & Neuroendocrine tumors						
Claudin 18.2	ALLO-182		Gastric & Pancreatic						
Unnamed	Dagger-enabled		Multiple unnamed targets						
AUTOIMMUNE DISEASE									
CD19/ CD70 (Key Program)	**ALLO-329** Dagger-enabled	**RESOLUTION**	**Rheumatology Disorders**						**FTD**
BCMA/ CD70	Dagger-enabled		Unnamed						

[1]Phase 2 designed to be registrational

Allogene THERAPEUTICS

Allogene: Fast-Tracking the Future of Cell Therapy

AlloCAR T Platform: Potential to Deliver Across All 5 Key Dimensions (Safety, Speed, Scalability, Simplicity & Efficacy)

3 Programs Poised to Unlock Multi-Billion-Dollar Market Opportunities

Operationally Ready with Wholly Owned Manufacturing Facility*

- 30,000 to 60,000 doses/year
- <$10,000 to 20,000 COGM/dose

Financial Runway into Q1 2029



Near-Term Milestones

Cema-cel / ALPHA3

- Mid-2027: Next program update
- YE 2027: Completion of enrollment

ALLO-329 / RESOLUTION

- 2027: Next program update

*Based on full capacity assumptions for Cell Forge 1 and depending on product mix/dose; COGM, cost of goods manufactured

Fast-Tracking the Future of Cell Therapy:

Advancing Biologic-Scale Allogeneic CAR T Toward the Finish Line



Allogene's investigational AlloCAR T oncology product candidates utilize the TALEN® gene-editing technology. Cemacabtagene ansegedleucel (cema-cel) was developed based on an exclusive worldwide oncology license granted by Cellectis to Les Laboratories Servier SAS and Institut de Recherches Internationales Servier SAS (collectively, Servier). Servier has granted Allogene commercial rights to cema-cel and some additional product candidates in the U.S., the European Union and the United Kingdom. The anti-CD70 AlloCAR T program is licensed exclusively from Cellectis by Allogene and Allogene holds global development and commercial rights to this AlloCAR T program. ALLO-329 (CD19/CD70) in autoimmune disease uses CRISPR gene-editing technology.

Allogene THERAPEUTICS

The Right Product: Foundational Ph1 Cema-cel Data Paves the Way for ALPHA3

Journal of Clinical Oncology®
An American Society of Clinical Oncology Journal

Median Time From Enrollment to Treatment = 2 days

3L Relapsed/Refractory LBCL	All Patients (n=33)	Patients Who Received Selected Ph2 Dose[a] (n=12)	KYMRIAH®[1] Phase 2 Pivotal	YESCARTA®[2] Phase 2 Pivotal	BREYANZI®[3] Phase 2 Pivotal
ORR	58%	67%	50% (label)	72% (label)	73% (label)
CR in LBCL (mITT)	42%	58%	32% (label)	51% (label)	54% (label)
CR at 6 months in LBCL (mITT)	30%	42%	29%	36%	~ 40%
DOR (months)	11.1	23.1	NE (label)	9.2 (label)	16.7 (label)
CRS (Gr3+)	0%	0%	22%	13%	2%
Neuro Events including ICANS (Gr3+)	9% (No ICANS)[b]	0%	12%	31%	10%
Infection (Gr3+)	15%	8%	20%	23%	12%
Enrolled who did not receive intended cell product	n=3	n=1[c]	33%[d]	9%[d]	36%[e]

[1] *KYMRIAH USPI and Schuster S et al NEJM 2019. Patient population in the label includes: 78% - primary DLBCL not otherwise specified (NOS); 22% DLBCL following transformation from Follicular Lymphoma*
[2] *YESCARTA USPI; Neelapu, NEJM 2017; https://www.kitepharma.com/news/press-releases/2017/10/kites-yescarta-axicabtagene-ciloleucel-becomes-first-car-t-therapy-approved-by-the-fda-for-the-treatment-of-adult-patients-with-relapsed-or-refract. Patient population in the label includes: 76% - DLBC; 16% - Transformed Follicular Lymphoma; 8% Primary Mediastinal Large B-cell Lymphoma.*
[3] *BREYANZI USPI and Abramson, Lancet, 2020. Patient population in label includes: 53% - de novo DLBCL; 25% DLBCL transformed from indolent Lymphoma; 14% high-grade B-cell Lymphoma; 7% Primary Mediastinal Large B-cell Lymphoma; 1% grade 3B Follicular Lymphoma*
[a] *Fludarabine/cyclophosphamide lymphodepletion with 90 mg of ALLO-647 (FCA90) followed by a single dose of CAR T cells at 120 x 106 494 CAR+ cells*
[b] *Two ALLO-501 participants with Grade 3 muscle weakness; One ALLO-501A participant with Grade 3 confusional state; No Grade 4 or Grade 5 neurologic events; All 3 neurologic events were considered unrelated to either ALLO-501 or ALLO-501A*
[c] *After enrollment, one subject was found to have CNS involvement and was excluded*
[d] *Percent of patients who enrolled and did not receive intended cell product including out of spec products*
[e] *Percent who underwent lymphodepletion but did not receive intended cell product including out of spec products*

FOR ILLUSTRATIVE PURPOSES ONLY: no head-to-head clinical trial has been conducted. Differences exist between trial designs and subject characteristics, and caution should be exercised when comparing data across studies.
ORR, Objective Response Rate; mITT, modified Intent to Treat; DOR, Duration of Response

ALPHA/ALPHA2 Data Cutoff Date: September 26, 2024, Locke FL, et al. *J Clin Oncol*. 2025

Allogene THERAPEUTICS

Subgroup Analyses and Durability Show Proof of Concept for Cema-cel in ALPHA3

ALPHA/ALPHA2 Ph1 Data Published in Journal of Clinical Oncology

High CR Rates In Subgroups Most Similar to Expected ALPHA3 Population

- Patients w/normal LDH: 82% (9/11)
- Patients w/low tumor burden prior to treatment: 100% (6/6)

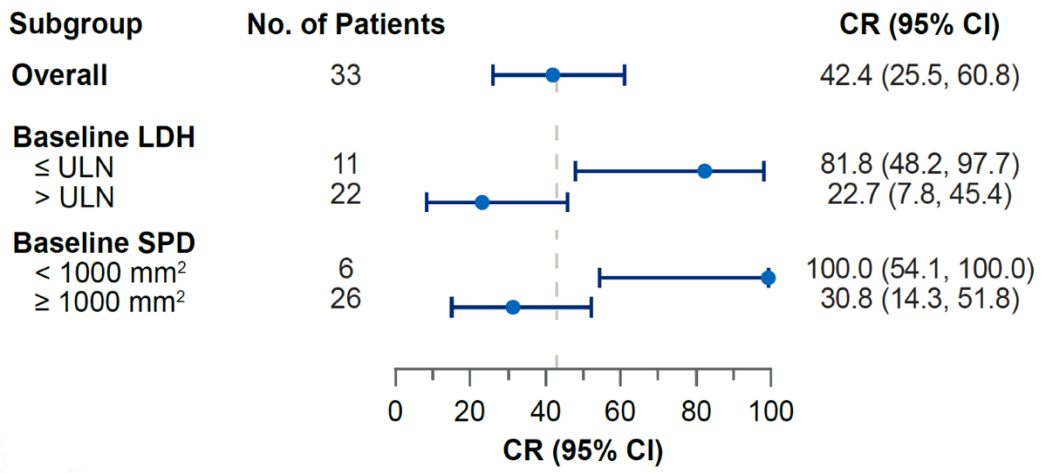

Ongoing Responses >4 Years in Complete Responders

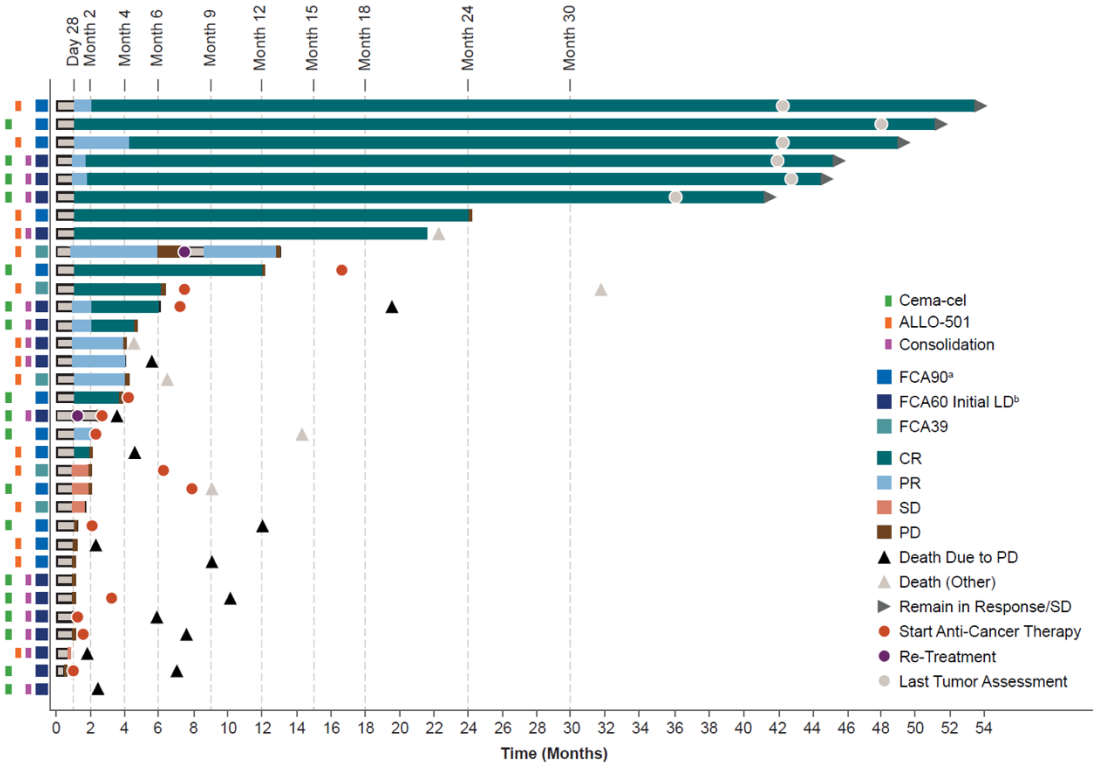

[a] FCA90 and FCA90/FCA60 (ALC-based) groups. [b] FCA60 + consolidation (LD followed by a single dose of cema-cel/ALLO-501 and then an additional dose of ALLO-647 on day 29 and ALLO-501/cema-cel on day 30).

ALPHA/ALPHA2 Data Cutoff Date: September 26, 2024, Locke FL, et al. *J Clin Oncol*. 2025

Allogene THERAPEUTICS

Opportunity to Leapfrog Competition with an Alternative to “Watch and Wait”

Treat Patients Earlier, Where They Are, and With a Simplified, One-Time Therapy

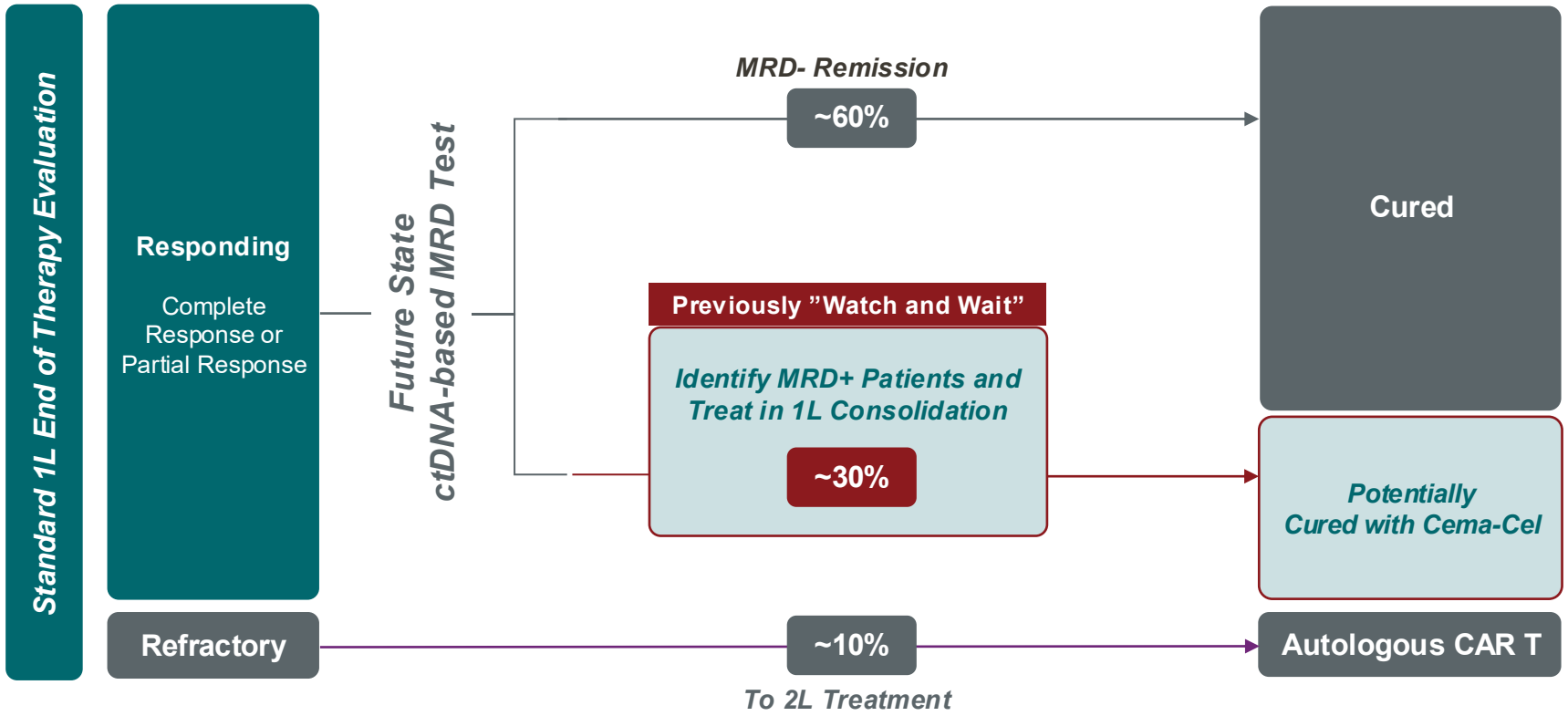

[1]Tilly H, Morschhauser F, Sehn LH, et al. Polatuzumab Vedotin in Previously Untreated Diffuse Large B-Cell Lymphoma. *N Engl J Med*. 2022;386(4):351-363.

ALPHA3: Designed to Dramatically Transform the LBCL Market

Projected US+EU5 CAR T Market Size in LBCL by Line of Therapy

Market Split: US ~ 2/3, EU5 ~ 1/3

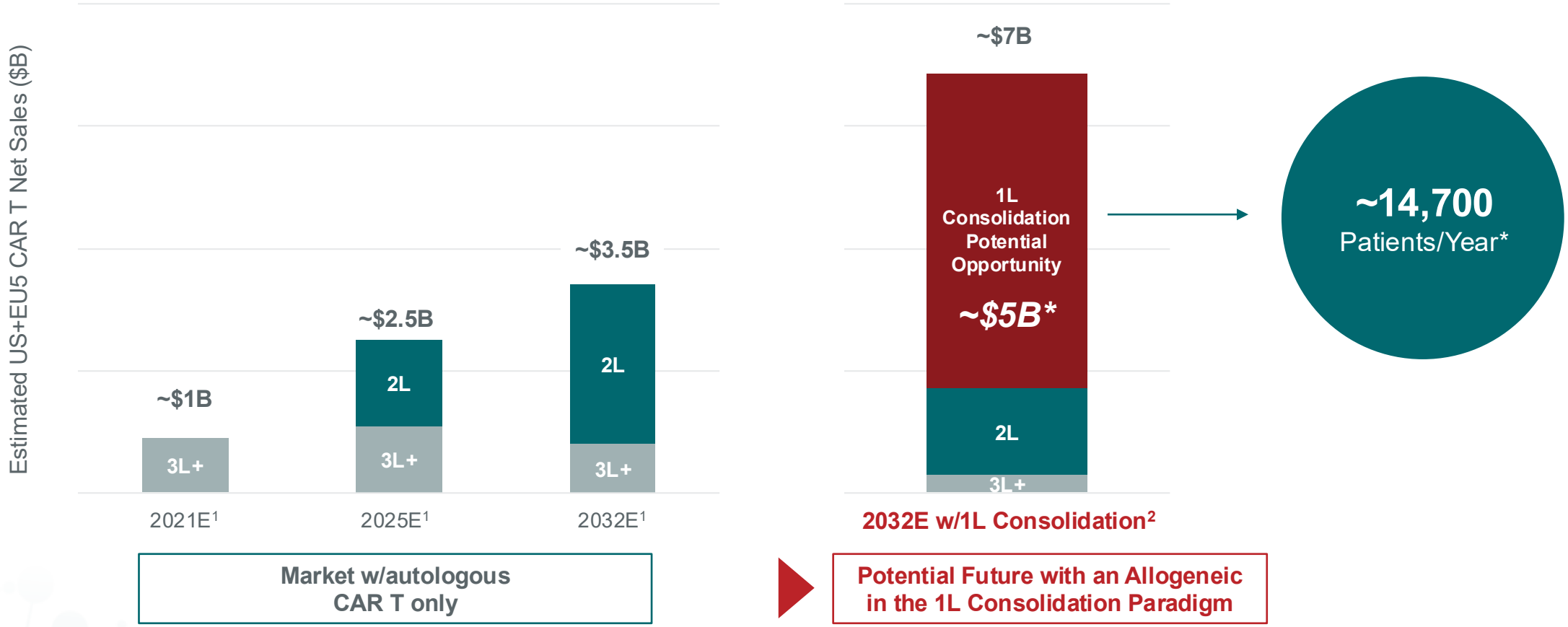

*Represents all relapsing MRD+ patients in projected future market opportunity; MRD+ rate at 1L end-of-therapy timepoint assumed to be lower than rate at any timepoint

[1]Source: CAR T class sales projections for US+EU5 markets rounded based on Decision Resources (© 2022 DR/Decision Resources, LLC. All rights reserved. Reproduction, distribution, transmission or publication is prohibited)
[2]Sources: Based on CAR T 2032 class sales projections for US+EU5 markets rounded based on Decision Resources; general net price assumption of $400K/pt in US based on autologous CAR T pricing, and ~$267K/pt in EU5, for illustrative purposes only (Allogene has not made any pricing decisions for any AlloCAR T product at this time); adjusted to reflect additional ~$5B revenue potential for 1L Consolidation market opportunity, with 25% of that eroding 2L CAR T sales and 10% of that eroding 3L+ CAR T sales based on Allogene assessment

Allogene THERAPEUTICS

ALPHA3 Interim Futility Analysis: Enrolled Patients Had Aggressive Disease Characteristics

At Original Diagnosis	Cema-cel Arm (N=12) n (%)	Observation Arm (N=12) n (%)
History of Bone Marrow Involvement	4 (33.3%)	3 (25%)
Disease Stage		
I - II	0	2 (16.7%)
III - IV	12 (100%)	10 (83.3%)
IPI Score		
0 to 1	0	4 (33.3%)
2 to 3	7 (58.3%)	5 (41.7%)
4 to 5	5 (41.7%)	2 (16.7%)
Unknown	0	1 (8.3%)
Gene Alterations/Over Expression		
Double Hit	6 (50%)	2 (16.7%)
Triple Hit	0	2 (16.7%)
Double Expressor	2 (16.7%)	0

- Both study arms consisted of patients with high-risk, aggressive lymphomas
- Although limited by the small sample size, baseline characteristics show that a numerically greater number of patients in theCema-cel Arm had more aggressive disease features, specifically stage III-IV disease and higher IPI scores, compared to the Observation Arm

ALPHA3 Interim Futility Analysis Data Cut (April 2026)

ALPHA3 Interim Futility Analysis: First-Line Regimens and PET Response to the 1L Regimen

	Cema-cel Arm (N=12) n (%)	Observation Arm (N=12) n (%)
First-Line Treatment		
R-CHOP	2 (16.7%)	3 (25.0%)
R-Pola-CHP	2 (16.7%)	2 (16.7%)
DA-EPOCH-R	7 (58.3%)	5 (41.7%)
R-miniCHOP	1 (8.3%)	2 (16.7%)
Most Recent PET Response Before Randomization		
CR	9 (75.0%)	9 (75.0%)
PR	3 (25.0%)	3 (25.0%)

PET, Positron Emission Tomography; CR, Complete Response; PR, Partial Response
ALPHA3 Interim Futility Analysis Data Cut (April 2026)

Allogene THERAPEUTICS

Dagger®: Clinical Data Demonstrate Robust CAR T Expansion

Clinical Validation of Dagger® Technology

- Translational data from ALLO-316 demonstrated robust CAR T expansion that matches or exceeds autologous CAR T
  - Cell Dose: 80 million CAR T cells
  - LD: Standard dose Flu-Cy
- ALLO-316 provided specific, transient depletion of $CD70^+$ T cells while sparing CD70 T cells in patients

Product / Candidate	Cell Dose	C_{max} copies/µg	AUC_{0-28} day*copies/µg
ALLO-316	**80 M**	**64,647**	**620,910**
Breyanzi	90-110 M	23,964	214,283
Carvykti	0.5-1 M per kg	34,891	293,490
Satri-cel (Carsgen)	250 M to 1000 M	4,613	NR
P-BCMA-ALLO1 (Poseida)	2 M per kg	49,430	NR
CTX130 (CRISPR Tx)	900 M	~20,000	LLOD ~ 14 days

ALLO-316 is CD70 targeting allogeneic CAR T being studied in renal cell carcinoma (NCT04696731)

Allogene THERAPEUTICS

TRAVERSE Addressable Population Creates a >$3.5B Opportunity

3L+ ccRCC Potential Market Opportunity Sizing

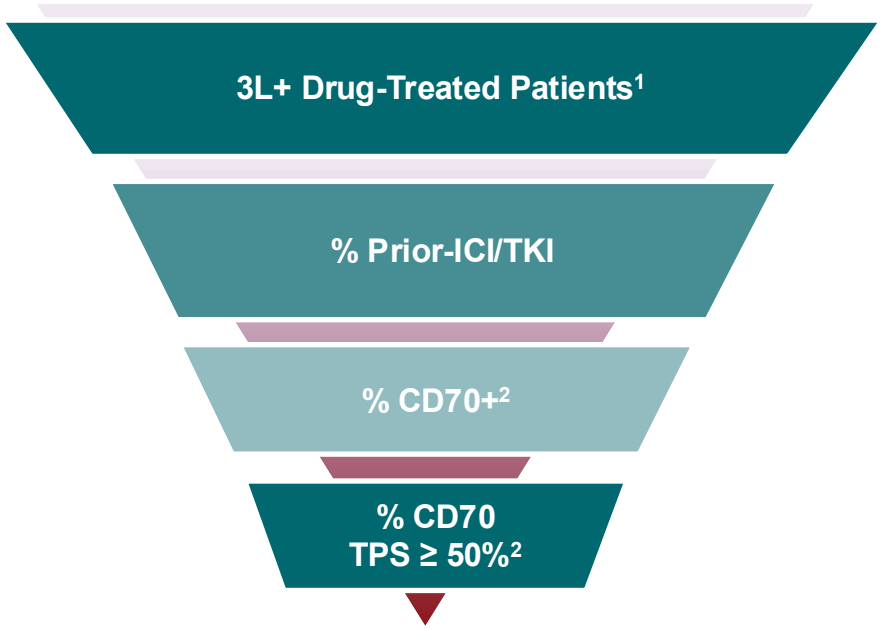

	US	Ex-US
3L+ Drug-Treated Patients[1]	~7,500	~7,600
% Prior-ICI/TKI	~100%	
% CD70+[2]	~80%	
% CD70 TPS ≥ 50%[2]	~75%	

Potentially Addressable WW Market Opportunity[3]

~9,000 Patients/Year

>$3.5B Revenue Potential

[1]Epidemiology 2032 projections for G7 markets rounded based on Decision Resources (© 2022 DR/Decision Resources, LLC. All rights reserved. Reproduction, distribution, transmission or publication is prohibited)
[2]Flieswasser T, et al. Cancers (Basel) 2019;11:1611
[3]Market revenue opportunity calculation uses general assumption of $400K/patient based on US autologous CAR T pricing for illustrative purposes only; note that Allogene has not made any pricing decisions for any AlloCAR T product at this time

Allogene THERAPEUTICS

ALLO-316 Demonstrates a CAR T Can Deliver Durable Benefit in Solid Tumors

Promising Durable Responses in Refractory Patients Who Had Exhausted All Approved Therapies

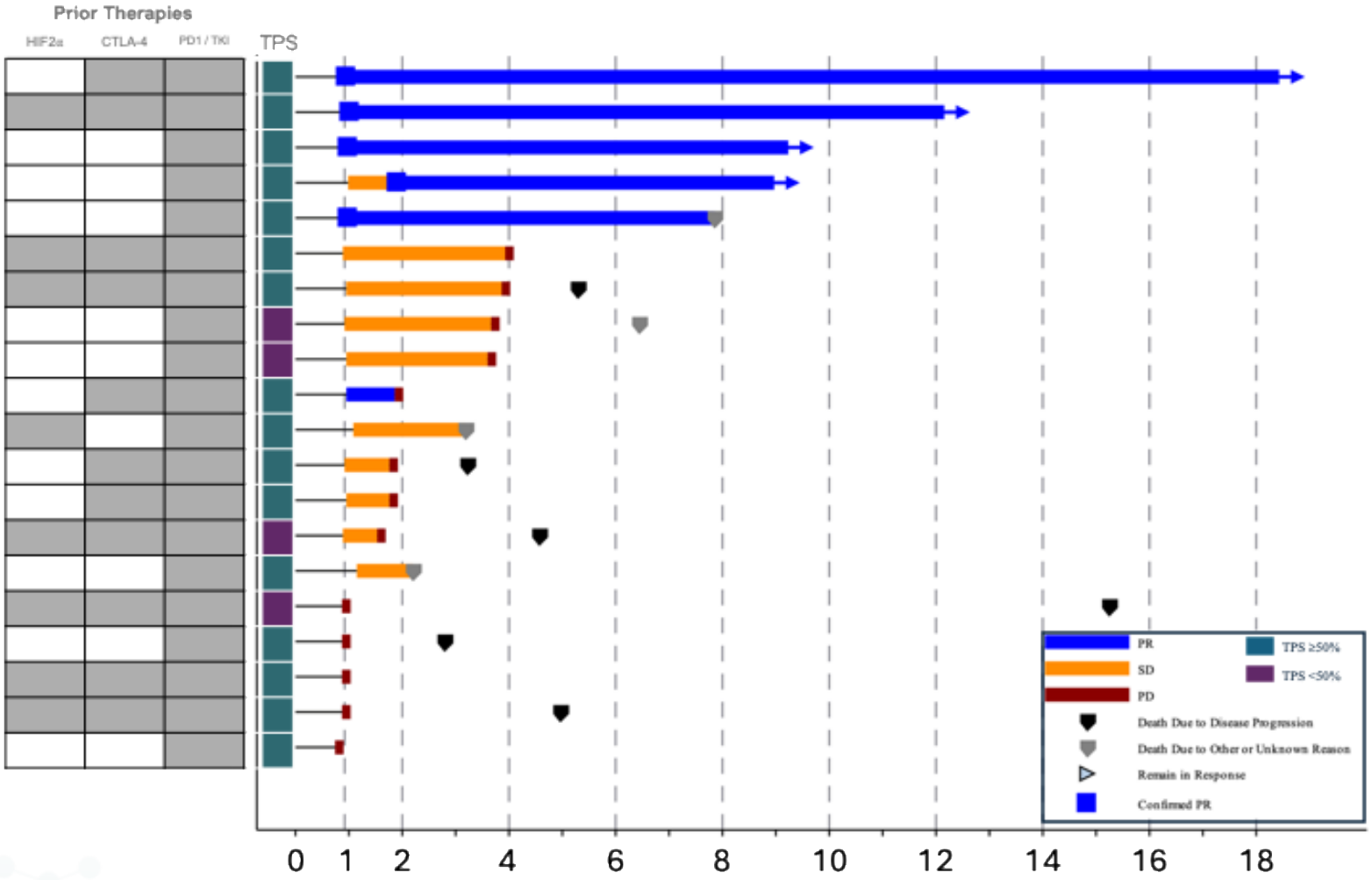

Srour, et al, "Allogeneic CD70-Targeted Chimeric Antigen Receptor T-Cell Therapy for Advanced Renal Cell Carcinoma: Results From the Phase I TRAVERSE Trial", J. Clin. Oncol

CTLA-4 = cytotoxic T-lymphocyte-associated protein 4. HIF-2$^{\alpha}$ = hypoxia-inducible factor 2$^{\alpha}$. PD = progressive disease; PD-(L)1 = programmed cell death protein/ligand 1. PR = partial response. SD = stable disease. TKI = tyrosine kinase inhibitor. TPS = tumor proportion score.

Allogene THERAPEUTICS